



FOOTBALL

WVU SPORTS COMMUNICATIONS • PO BOX 877 • MORGANTOWN, WV 26507-0877 • P (304) 293-2821 • F (304) 293-4105 • WVUsports.com

2014 SCHEDULE / RESULTS

	AUG. 30	CHICK-FIL-A KICKOFF ALABAMA L/33-23	
	SEPT. 6	TOWSON W/54-0	
	SEPT. 13	AT MARYLAND NOON	
	SEPT. 20	OKLAHOMA ★ 7:30 P.M.	
	OCT. 4	KANSAS ★	
	OCT. 11	AT TEXAS TECH ★	
	OCT. 18	BAYLOR ★	
	OCT. 25	AT OKLAHOMA STATE ★	
	NOV. 1	TCU ★	
	NOV. 8	AT TEXAS ★	
	NOV. 20	KANSAS STATE ★ 7 P.M.	
	NOV. 29	AT IOWA STATE ★	

★ denotes Big 12 Conference game

GAME 3: WEST VIRGINIA (1-1) AT MARYLAND (2-0)

SAT., SEPT. 13, 2014 | NOON | BYRD STADIUM (51,802) | COLLEGE PARK, MD.



The Series with Maryland

All-Time Series	WVU leads 26-22-2
In College Park	12-11-1
In Morgantown	14-9-1
at Neutral Site	0-2
Holgorsen vs. Maryland	2-1
Holgorsen vs. Edsall	2-1
Edsall vs. West Virginia	2-8
Edsall vs. Holgorsen	1-2



West Virginia

2014 Record	1-1
Head Coach	Dana Holgorsen
Alma Mater/Year	Iowa Wesleyan ('93)
Record at WVU	22-18 (4th)
Overall Record	22-18 (4th)

Maryland

2014 Record	2-0
Head Coach	Randy Edsall
Alma Mater/Year	Syracuse ('80)
Record at UMD	15-24 (4th)
Overall Record	89-94 (16th)

Game Coverage

TV	Big Ten Network Joe Beninati (PBP), Scott McBrien (analysis), Chuck Long (analysis), Frank Hanrahan (sideline)
IMG Radio	Tony Caridi (PBP), Dwight Wallace (analysis), Jed Drenning (sideline) Jeff Culhane (pregame/postgame host)
Satellite Radio Broadcast	Sirius Ch 84 XM Ch 84
Live Statistics	WVUsports.com
Twitter Updates	@WVUFootball, @WVUsports

Notes to Remember

- ▶ WVU has won 102 of its last 144 regular-season games and 107-of-155 overall games.
- ▶ WVU is No. 14 all-time in college football winning percentage.
- ▶ WVU has outrushed its opponents in 76-of-109 games; WVU's record is 76-33 during that span.
- ▶ WVU is 69-10 since 2002 when winning the turnover battle.
- ▶ Since 2000, WVU is 86-9 when scoring 30 or more points in a contest.
- ▶ WVU is 212-90-4 all-time on artificial surface/23-18 this decade/16-16 under Holgorsen.
- ▶ WVU is 207-105-2 in day games since 1980/24-12 in days games in this decade/17-11 under Holgorsen/6-7 in road day games under Holgorsen.
- ▶ WVU is 74-94-6 all-time against schools which hail from the Big Ten Conference/5-1 this decade/3-1 under Holgorsen.



Kevin White

- ▶ In the Holgorsen era, WVU has produced 25 games with 400 or more yards of total offense, 14 games with more than 500 yards and seven games with more than 600 yards.
- ▶ In the Holgorsen era, WVU has produced 30 or more points in 26 games, 40 or more points in 14 games, 50 or more points in seven games and 60 or more points three times.

SOCIAL MEDIA INFO:

- facebook.com/WVUFootball
- @WVUFootball @WVUsports
- youtube/westvirginiaubig12sports.com





National Rankings

Associated Press Poll

(Sept. 7)

School	Record	Points	Prev. Rank
1. Florida State (38)	2-0	1,463	1
2. Oregon (16)	2-0	1,415	3
3. Alabama (1)	2-0	1,334	2
4. Oklahoma (2)	2-0	1,303	4
5. Auburn	2-0	1,236	5
6. Georgia (1)	1-0	1,201	6
7. Texas A&M (2)	2-0	1,101	9
8. Baylor	2-0	1,043	10
9. USC	2-0	1,039	14
10. LSU	2-0	1,029	12
11. Notre Dame	2-0	815	16
12. UCLA	2-0	779	11
13. Michigan State	1-1	751	7
14. Ole Miss	2-0	703	15
15. Stanford	1-1	592	13
16. Arizona State	2-0	570	17
17. Virginia Tech	2-0	532	NR
18. Wisconsin	1-1	391	18
19. Kansas State	2-0	285	20
20. Missouri	2-0	237	24
21. Louisville	2-0	234	25
22. Ohio State	1-1	222	8
23. Clemson	1-1	206	23
24. South Carolina	1-1	199	21
25. BYU	2-0	179	NR

ARV: Nebraska 153, North Carolina 118, Oklahoma State 92, Florida 70, Duke 43, Penn State 35, TCU 31, Mississippi State 29, Marshall 18, Tennessee 14, Iowa 10, **West Virginia 6**, Cincinnati 6, Washington 4, North Dakota State 3, Texas Tech 3, Pittsburgh 3, Utah 2, Arizona.

USA Today Coaches' Poll

(Sept. 7)

School	Record	Points	Prev. Rank
1. Florida State (51)	2-0	1,529	1
2. Alabama (1)	2-0	1,435	2
3. Oklahoma (3)	2-0	1,408	3
4. Oregon (6)	2-0	1,407	4
5. Auburn	2-0	1,312	5
6. Georgia (1)	1-0	1,209	8
7. Baylor	2-0	1,135	9
8. Texas A&M	2-0	1,090	13
9. LSU	2-0	1,034	12
10. USC	2-0	999	14
11. Notre Dame	2-0	858	15
12. UCLA	2-0	812	11
13. Michigan State	1-1	716	6
14. Arizona State	2-0	646	16
15. Ole Miss	2-0	609	17
16. Stanford	1-1	585	10
17. Wisconsin	1-1	409	19
18. Ohio State	1-1	402	7
19. Virginia Tech	2-0	349	NR
20. Kansas State	2-0	333	20
21. Nebraska	2-0	310	18
22. Missouri	2-0	281	22
23. South Carolina	1-1	232	21
24. Clemson	1-1	212	24
25. North Carolina	2-0	129	23

ARV: Louisville 128, BYU 124, Florida 107, Mississippi State 84, Oklahoma State 81, Duke 55, Washington 22, TCU 19, Minnesota 17, Marshall 14, Iowa 9, Cincinnati 8, Arizona 7, **West Virginia 6**, Oregon State 6, Pittsburgh 5, Northern Illinois 5, Memphis 4, Rutgers 4, Michigan 2, Boise State, Texas Tech



Stat Comparisons

WVU	Opponents		Maryland	Opponents
38.5	16.5	Scoring Offense	38.0	12.0
55	37	First Downs	47	32
139.5	165.0	Rushing Offense	200.5	122.0
360.0	165.0	Passing Offense	193.5	157.5
499.5	330.0	Total Offense	394.0	279.5
38.0	22.9	Kick Return Average	34.5	19.3
4.5	-1.0	Punt Return Average	22.2	11.5
1-4-0	0	INT-Return Average	3-0-7	3-4-0
2-1	0	Fumbles/Lost	9-4	2-1
9-90	16-119	Penalties/Yards	9-70	15-141
43.6	38.2	Net Punting Avg.	35.2	29.4
4-6	4-4	Field Goal/Attempts	2-2	1-2
28:52	31:08	Time of Possession	30:29	29:31
17-31 (55%)	13-30 (43%)	3rd Down Conversion	17-32 (53.1%)	13-40 (32.5%)
1-3 (33%)	0-4 (0%)	4th Down Conversion	2-2 (100%)	3-6 (50%)
4-25	5-32	Sacks By/Yards	4-34	3-22
11-14 (79%)	4-4 (100%)	Red Zone Scoring	8-10 (80%)	3-5 (60%)
8-14 (57%)	3-4 (75%)	Red Zone TD	7-10 (70%)	2-5 (40%)

The 2014 Mountaineer Roster

- ▶ The 2014 roster currently consists of 123 players from 18 different states and one from the District of Columbia.
- ▶ Leading the way is the Sunshine State and the Mountain State (24), Ohio (17), Pennsylvania (14), Texas (9), New Jersey (8), Maryland (5), Georgia (4), Virginia (4), North Carolina (3), New York (2), South Carolina (2), California, Delaware, Kansas, Mississippi, Oklahoma and Tennessee. Safety Daejuan Funderburk hails from Washington, D.C.

Non-Conference Play

- ▶ West Virginia faces three non-conference opponents in the 2014 season. The Mountaineers opened on Aug. 30 against No. 2 Alabama in Atlanta in the Chick-fil-A Kickoff Game, dropping a 33-23 decision.
- ▶ The Mountaineer open their home schedule on Sept. 6, defeating 2013 NCAA FCS runner-up Towson, 54-0, in the home opener.
- ▶ WVU travels to College Park, Maryland, on Sept. 15, to face Maryland, in its final non-conference contest of the season.

Against The Big 12

- ▶ WVU is 15-16 all-time against current members of the Big 12 Conference. WVU is 1-1 vs. Baylor; 1-1 against Iowa State; 2-1 against Kansas; 1-3 vs. Kansas State; 2-4 vs. Oklahoma; 3-2 vs. Oklahoma State; 2-1 vs. Texas; 2-1 vs. TCU and 1-2 vs. Texas Tech.

Against The Big Ten

- ▶ WVU is 74-94-6 all-time against current members of the Big Ten Conference. WVU is 1-1 against Illinois, 3-3 against Indiana, 26-22-2 against Maryland, 0-1 against Michigan, 0-4 against Michigan State, 0-1 against Nebraska, 1-5 against Ohio State, 9-48-2 against Penn State, 33-4-2 against Rutgers and 0-4 against Wisconsin.

West Virginia's Last Game: WVU 54, Towson 0

MORGANTOWN, W.Va. (Sept. 6, 2014) - West Virginia gained its first win of the 2014 season with a 54-0 shutout of Towson in front of 56,414 fans at Milan Puskar Stadium.

WVU's 54 points were its most since the final regular-season game of 2012, and the shutout marked the first by a Mountaineer defense since the opening game of the 2010 season.

Senior quarterback Clint Trickett was impressive with only three incomplete passes in the first half and five total for the game. Trickett's final numbers stood at 35-of-40 for 348 yards and two touchdowns. The 348 passing yards marked the third straight 300-plus passing performance for Trickett dating back to the final game of the 2013 season.

The blowout win saw the Mountaineers run 33 more plays than the Tigers, enabling the home team to win the first-down battle by a 33-7 count.

The Mountaineers started strong with their foot on the gas and never looked back. The game's opening possession saw West Virginia march 68 yards in 13 plays to grab a 7-0 lead, behind a Wendell Smallwood one-yard rush.

Before the quarter ended, West Virginia was back on the board with a 19-yard field goal by Josh Lambert.

In the second quarter, the Mountaineers added 21 points to take a 31-0 lead at the half. Tailback Rushel Shell punched in a two-yard run for a score at the 9:04 mark, which was his first as

a Mountaineer.

West Virginia's next possession ended with a one-yard scoring toss from Trickett to receiver Mario Alford. Highlighting the 64-yard drive was a 25-yard completion from Trickett to Smallwood.


The Mountaineers closed the first half scoring with just under a minute to play, when Trickett rushed in from five yards out to finish off a 55-yard drive.

Despite the big lead, West Virginia refused to let up. After holding Towson on its first drive of the third quarter, Trickett went to the air again and found junior receiver Jordan Thompson for a 19-yard touchdown pass. The 75-yard scoring drive took just six plays and upped the WVU lead to 38-0.

That advantage increased to 40-0 before the end of the third, when defensive lineman Shaq Riddick sacked Tiger quarterback Connor Frazier in the end zone for a safety at the 3:59 mark.

The Mountaineers played many players in the blowout victory, and one of those was highly touted true freshman quarterback William Crest, Jr. Crest gave the Mountaineers a 47-0 lead with 12:04 left on his four-yard run, as he engineered an 11-play, 59-yard drive.

West Virginia finished out the scoring with 6:27 remaining, as tailback Andrew Buie scored on a three-yard touchdown run. Buie made the most of his playing opportunity with nine rushes in the second half for 70 yards with a long carry



of 26. Buie finished with a 7.8-yard per carry average.

In the game, a total of 10 players ran the ball for West Virginia, and 11 caught at least one pass. Aside from Trickett's outstanding performance, Shell finished with 71 yards rushing and a 5.1-yards per carry average.

Receiver Kevin White hauled in his second straight 100-yard receiving game of the season with 10 catches for 101 yards. Aside from his touchdown catch, Thompson added 52 yards to the receiving totals.

West Virginia's defensive effort was led by senior Wes Tonkery with five tackles, followed by Isaiah Bruce with four.

Towson's rough day at the office showed in its individual numbers. Darius Victor topped the Tiger rushing attack with 29 yards. Andre Dessenberg had 30 yards receiving, and the Tiger defense was led by Donnell Lewis and Chris Carpenter, who combined for 27 tackles.

Final numbers in the game showed West Virginia with 251 yards rushing and 355 passing for an impressive 606 yards of total offense.

Towson's final numbers stood at 42 yards rushing and 80 passing for 122 yards of total offense.

The 54-point margin of victory was the most for the Mountaineers since an 80-7 victory over Rutgers in 2001.

The win gave West Virginia an 87-18-6 all-time record in season home openers, while Coach Dana Holgorsen improved to 4-0 in home openers.

The Mountaineers are now 15-0 all-time against schools in the FCS.

Scoring and Statistical Summary

	1	2	3	4	F
Towson	0	0	0	0	0
West Virginia.....	10	21	9	14	54

- 1st WVU - Wendell Smallwood 1 rush (Josh Lambert)
WVU - Lambert 19 FG
- 2nd WVU - Rushel Shell 2 rush (Lambert kick)
WVU - Mario Alford 1 pass from Clint Trickett (Lambert kick)
WVU - Trickett 5 rush (Lambert kick)
- 3rd WVU - Jordan Thompson 19 pass from Trickett (Lambert kick)
WVU - Team Safety
- 4th WVU - William Crest 4 rush (Mike Molina kick)
WVU - Andrew Buie 3 rush (Molina kick)

WVU RUSHING: Shell 14-71, Buie 9-70; WVU PASSING: Trickett 35-40-0-348; WVU RECEIVING: White 10-101, Thompson 5-52; WVU TACKLES (TFL/QS): Tonkery 5 (1/1), Bruce 4 (1/0); WVU INTERCEPTIONS: None.

TU RUSHING: Victor 8-27, Berney 5-19; TU PASSING: Frazier 7-17-0-60; TU RECEIVING: Joseph 3-13, Dessenberg 2-30; TU TACKLES (TFL/QS): Lewis 15 (1/0), Carpenter 12; TU INTERCEPTIONS: None.

Attendance - 56,414



On Network Television

The Big Ten Network telecast of the WVU-Maryland game on Sept. 13 marks the 202nd network television game for West Virginia. All-time, WVU is 100-100-1 in nationally televised games.

Most Total Wins Over The Last 12 Years (2003-14)

Rk.	School	Wins
1.	Boise State	126
2.	Oklahoma	119
3.	LSU	118
4.	USC	116
5.	Virginia Tech	109
6.	Texas	108
	Oregon	108
8.	Georgia	106
9.	TCU	105
	Wisconsin	105
11.	Ohio State	104
12.	Florida	103
13.	Auburn	102
	Utah	99
15.	West Virginia	98
16.	BYU	97
	Northern Illinois	97
	Nebraska	97

Best Winning Percentage Away From Home (Road or Neutral) Over The Last 12 Years (2003-14)

Rk.	School	W-L	Winning %
1.	USC	59-15	.797
2.	Texas	55-17	.764
3.	Boise State	55-18	.753
4.	LSU	49-19	.721
5.	TCU	50-21	.704
6.	Ohio State	35-16	.686
7.	Oklahoma	46-24	.657
8.	Oregon	45-24	.652
9.	Georgia	48-27	.640
10.	Virginia Tech	45-29	.608
11.	Florida	43-28	.606
12.	Navy	47-32	.595
13.	West Virginia	39-27	.591
14.	Auburn	34-25	.576
15.	Boston College	36-34	.514

Best Home Winning Percentage Over The Last 12 Years (2003-14)

Rk.	School	W-L	Winning %
1.	Boise State	68-3	.958
2.	Oklahoma	66-5	.930
3.	Ohio State	72-8	.900
4.	LSU	71-9	.888
5.	Wisconsin	66-10	.868
6.	Georgia	53-9	.855
7.	Virginia Tech	60-11	.845
8.	USC	58-11	.841
9.	Florida	61-14	.813
10.	TCU	56-13	.812
11.	West Virginia	57-16	.781
12.	Texas	55-16	.775
13.	Troy	42-13	.764
14.	Texas Tech	54-17	.761
15.	Iowa	50-16	.758



Karl Joseph

True and Redshirt Freshmen Players

- ▶ Three true freshmen have seen action for the Mountaineers in 2014: William Crest (QB), Dravon Henry (S) and Xavier Preston (LB).
- ▶ Nine redshirt freshmen have seen action for the Mountaineers in 2014: Al-Rasheed Benton (LB), Shelton Gibson (WR), Malik Greaves (S), Marcell Lazard (OL), Jon Lewis (DL), Grant Lingafelter (OL), Nick Meadows (LS), Mike Molina (K) and Elijah Wellman (TE/FB).

For Starters

- ▶ In 2014, the Mountaineers have a total of 36 players with at least one game of starting experience.
- ▶ Tops on that list are senior offensive lineman Quinton Spain (27), junior safety Karl Joseph (26), redshirt junior linebacker Isaiah Bruce (19), redshirt senior cornerback Ishmael Banks (16) and redshirt junior tight end/fullback Cody Clay (15).

First-Time Players

- ▶ There are 18 Mountaineers who have seen their first career WVU action during the 2014 season: Al-Rasheed Benton (LB), William Crest (QB), Christian Cullen (LB), Shelton Gibson (WR), Malik Greaves (S), Tanner Grose (LB), Dravon Henry (S), Marcell Lazard (OL), Jon Lewis (DL), Grant Lingafelter (OL), Nick Meadows (LS), Ed Muldrow (LB), Jaylon Myers (CB), Xavier Preston (LB), Shaq Riddick (DL), Stone Underwood (OL), Elijah Wellman (TE/FB) and Dayron Wilson (LB).

First-Time Starters

- ▶ Three Mountaineers earned their first career start during the 2014 season: Dravon Henry (S), Noble Nwachukwu (DL) and Rushel Shell (RB).

Maryland Year-By-Year Series

- 2013, neutral, Maryland, 37-0
- 2012, home, West Virginia, 31-21
- 2011, away, West Virginia, 37-31
- 2010, home, West Virginia, 31-17
- 2007, away, West Virginia, 31-14
- 2006, home, West Virginia, 45-28
- 2005, away, West Virginia, 31-19
- 2004, home, West Virginia, 19-16/OT
- 2003, Toyota Gator Bowl, Maryland, 41-7
- 2003, away, Maryland, 34-7
- 2002, home, Maryland, 48-17
- 2001, away, Maryland, 32-20
- 2000, home, West Virginia, 30-17
- 1999, away, Maryland, 33-0
- 1998, home, West Virginia, 42-20
- 1997, away, West Virginia, 31-14
- 1996, home, West Virginia, 13-0
- 1995, away, Maryland, 31-17
- 1994, home, Maryland, 24-13
- 1993, away, West Virginia, 42-37
- 1992, home, West Virginia, 34-33
- 1991, away, West Virginia, 37-7
- 1990, home, Maryland, 14-10
- 1989, away, West Virginia, 14-10
- 1988, home, West Virginia, 55-24
- 1987, away, Maryland, 25-20
- 1986, home, Maryland, 24-3
- 1985, away, Maryland, 28-0
- 1984, home, Maryland, 20-17
- 1983, away, West Virginia, 31-21
- 1982, home, West Virginia, 19-18
- 1981, away, West Virginia, 17-13
- 1980, home, Maryland, 14-11
- 1977, away, West Virginia, 24-16
- 1976, home, Maryland, 24-3
- 1973, away, West Virginia, 20-13
- 1970, away, West Virginia, 20-10
- 1969, home, West Virginia, 31-7
- 1966, away, Maryland, 28-9
- 1960, home, Maryland, 31-8
- 1959, away, Maryland, 27-7
- 1951, away, Maryland, 54-7
- 1950, home, Maryland, 41-0
- 1949, away, Maryland, 47-7
- 1948, home, West Virginia, 16-14
- 1947, away, Maryland, 27-0
- 1945, home, tie, 13-13
- 1944, away, tie, 6-6
- 1943, home, West Virginia, 6-2
- 1919, home, West Virginia, 27-0

Record at College Park: 12-11-1
Record in Morgantown: 14-9-1
Record at Neutral Site: 0-2



Rushell Shell

Coaching Staff Assignments

► Here's a breakdown of the WVU coaching staff assignments for the 2014 season:

- Tom Bradley: DL (Field)
- Ron Crook: OL (Field)
- Shannon Dawson: OC/QBs (Press Box)
- Joe DeForest: Safeties/STC (Field)
- Lonnie Galloway: WR (Field)
- Tony Gibson: DC/LB (Field)
- Brian Mitchell: CB (Press Box)
- Damon Cogdell: DL (Press Box)
- JaJuan Seider: RB (Field)

Scoring 20 or more in a quarter

- West Virginia scored 21 points in the second quarter against Towson, marking the first time in 2014 in which WVU scored at least 21 points in a quarter.
- WVU has scored 20 or more points in a quarter 46 times since 2001 and has done it in two quarters of a game eight different times.

Game	Year	Points	Quarter
Towson	2014	21	2nd
Baylor	2013	21	4th
Georgia State	2013	21	4th
Kansas	2012	21	2nd
TCU	2012	21	2nd
Baylor	2012	21	3rd
Baylor	2012	21	2nd
James Madison	2012	21	1st
Marshall	2012	21	3rd
Marshall	2012	21	2nd
vs. Clemson	2011	35	2nd
Connecticut	2011	23	3rd
Bowling Green	2011	21	2nd
Norfolk State	2011	28	3rd
UNLV	2010	21	1st
Auburn	2009	21	1st
North Carolina	2008	21	1st
Louisville	2008	21	3rd
UConn	2008	21	3rd
UConn	2007	21	4th
UConn	2007	21	3rd
Miss. State	2007	28	1st
at Marshall	2007	21	3rd
at Marshall	2007	21	4th
W. Michigan	2007	21	3rd
vs. Ga. Tech	2006	21	3rd
Cincinnati	2006	21	2nd
Cincinnati	2006	21	3rd
Syracuse	2006	21	3rd
at Miss. State	2006	21	4th
Maryland	2006	21	1st
vs. Georgia	2005	21	1st
Pitt	2005	21	4th
UConn	2005	21	2nd
at Maryland	2005	24	4th
James Madison	2004	21	2nd
East Carolina	2004	28	2nd
Temple	2003	21	1st
at East Carolina	2003	20	2nd
at East Carolina	2003	21	3rd
at Temple	2002	21	1st
UT-Chattanooga	2002	21	2nd
UT-Chattanooga	2002	21	4th
Rutgers	2001	28	1st
Rutgers	2001	31	2nd
Kent State	2001	21	3rd

West Virginia OFFENSE

- The West Virginia offense did not have a first-time starter against Towson.
- William Crest, Jr., Marcell Lazard and Grant Lingafelter saw the first action of their careers against Towson.
- WVU's 54-0 win over Towson was its largest since its an 80-7 win over Rutgers on Nov. 3, 2011.
- The Mountaineers finished with 606 yards of total offense against the Tigers - the first time the team gained 600 yards of total offense since its win over Georgia State on Sept. 14, 2013.
- Seven different Mountaineers scored a touchdown against Towson - a feat last accomplished in the team's win over Norfolk State on Sept. 10, 2011.
- WVU was 11-for-14 on third down against Towson.
- The Mountaineers rank No. 12 nationally in third down conversion percentage (54.8%).
- WVU's 34 first downs against Towson matched the program's best in the 2010 decade.
- Clint Trickett's 24 first-half completions against Towson were the most for a Mountaineer quarterback in a half since Geno Smith completed 26 passes in a half against Baylor on Sept. 29, 2012.
- Trickett's 35 pass completions for the game were the most for a WVU quarterback since Geno Smith completed 36 at Oklahoma State on Nov. 10, 2012.
- With 348 passing yards against Towson, Trickett has now thrown for 300 or mo yards in three straight games dating back to last season.
- Trickett's 713 passing yards through two games are the seventh-most nationally.
- Trickett ranks No. 2 in the Big 12, averaging 358 passing yards per game.
- Through two games, Trickett is 64-of-85 passing for 713 yards and three touchdowns with no interceptions.
- Dating back to last season, Trickett has thrown 91 passes without an interception.

- WVU is outscoring its opponents in every quarter this season, and is averaging 17.5 points in the second quarter.
- The West Virginia offense ranks No. 10 nationally with 360 passing yards a game.
- WVU's team completion percentage of 75.3% is the third best nationally.
- West Virginia has the third-most pass attempts without an interception at the FBS level this season.
- When WVU has passed for 250 or more yards over the past 10 years, its record is 23-15 and 44-26 when passing for 200 or more yards.

300 or More Yards Passing (Last 10 years)

656	Baylor (2012)	70-63/W
469	Connecticut (2011)	43-16/W
463	LSU (2011)	21-47/L
448	James Madison (2012)	42-12/W
431	Norfolk State (2011)	55-12/W
410	Louisville (2011)	35-28/L
407	Kansas (2012)	59-10/W
407	Clemson (2011)	70-33/W
401	Oklahoma State (2012)	55-34/L
388	at Maryland (2011)	37-31/W
372	at Cincinnati (2011)	24-21/W
365	vs. Alabama (2014)	33-23/L
359	Georgia State (2013)	41-7/W
356	Iowa State (2013)	44-52/L
355	Towson (2014)	54-0/W
352	Rutgers (2010)	35-10/W
338	Maryland (2012)	31-21/W
338	at Syracuse (2011)	49-23/L
334	East Carolina (2009)	35-20/W
332	North Carolina (2008)	31-30/W
323	Marshall (2012)	69-34/W
320	Oklahoma (2012)	50-49/L
316	Marshall (2010)	24-21/W OT
302	Auburn (2009)	30-41/L

Bold = Holgorsen Era

- Kevin White's career-high 10 receptions against Towson were the most for a Mountaineer since Stedman Bailey caught 11 against Kansas on Dec. 1, 2012, in Morgantown.
- White leads the Big 12 and ranks No. 5 nationally with 9.5 receptions per game.



Comparing the Two Again (NCAA)

	WVU	MD
Scoring Offense	37	40
Rushing Offense	87	51
Scoring Defense	33	17
Rushing Defense	84	52
Passing Offense	10	92
Total Offense	33	84
Passes Had Intercepted	T1	92
Pass Defense	29	26
Total Defense	50	25
Kickoff Returns	10	8
Punt Returns	92	12
Net Punting	13	91
Passing Efficiency	32	93
Turnover Margin	55	104
Interceptions	67	14
Pass Eff. Defense	27	7
First Downs	13	48
First Down Defense	58	33
Third Down Conv.	12	17
Opponent Third Down	94	45
Fourth Down Conv.	74	1
Opponent Fourth Down	1	59
Sacks By	T57	T57
Sacks Against	93	51
Tackles for Loss	78	32
Tackles for Loss Allowed	70	51
Penalties	T34	T54
Possession Time	80	56
Punt Return Defense	6	100
Kickoff Return Defense	10	50
Turnovers Gained	100	29
Fumbles Gained	91	48
Red Zone Offense	82	76
Red Zone Defense	88	18

NCAA All-Time Leaders By Victories

Team	Years	Games	Record	Pct.
1. Michigan	135	1,267	910-321-36	.732
2. Texas	122	1,246	874-339-33	.715
3. Notre Dame	126	1,219	874-303-42	.734
4. Nebraska	126	1,261	865-356-40	.702
5. Ohio State	125	1,233	861-319-53	.720
6. Penn State	129	1,254	845-368-41	.690
7. Oklahoma	121	1,206	842-311-53	.720
8. Alabama	120	1,204	839-322-43	.715
9. Tennessee	118	1,215	804-358-53	.684
10. USC	123	1,173	795-323-54	.701
11. Georgia	122	1,227	767-407-54	.647
12. LSU	122	1,196	754-395-47	.650
13. Auburn	123	1,190	726-417-47	.630
14. West Virginia	122	1,228	713-470-45	.599
15. Syracuse	126	1,257	705-502-49	.581

WVU's Record When Wearing ... (since 2001)

Blue Jersey - Gold Pants: 26-9
 Blue Jersey - White Pants: 5-4
 Blue Jersey - Blue Pants: 22-6
 White Jersey - Gold Pants: 10-9
 White Jersey - White Pants: 18-14
 White Jersey - Blue Pants: 15-8
 Gold Jersey - Blue Pants: 7-0
 Gold Jersey - Gold Pants: 4-3
 Gold Jersey - White Pants: 3-1
 Gold Jersey - Gray Pants: 0-1
 Gray Jersey - Gray Pants: 1-0
 Nike Pro Combat Uniforms: 1-1



West Virginia OFFENSE

- ▶ White finished with 101 yards receiving, his second consecutive 100-yard receiving game and third career. He is the first Mountaineer to finish with consecutive 100-yard games since Stedman Bailey did it in 2012.
- ▶ Wendell Smallwood's first quarter, one yard rushing TD vs. Towson was the second of his career. It was WVU's first rushing touchdown of the season.
- ▶ Rushel Shell's two-yard rushing score in the second quarter was his first touchdown as a Mountaineer.
- ▶ Mario Alford's second quarter, one-yard touchdown reception was his first touchdown catch of the season, and the third of his career.
- ▶ Andrew Buie's fourth quarter, three-yard rushing touchdown was his first score since the team's 2012 game against Kansas.
- ▶ Rushel Shell leads the team with 113 rushing yards, averaging 4.5 yards per rush.
- ▶ With his fourth quarter, four-yard touchdown rush, William Crest was the first WVU true-freshman quarterback to account for points in his first game played since Paul Millard threw for a touchdown against Norfolk State on Sept. 10, 2011.
- ▶ Five different Mountaineers recorded a rushing TD against Towson.

2014 Home and Away

Rushing	Att-Yds-Avg	Avg/Gm
Home (1-0)	52-251-4.8	251.0
Away (0-1)	24-28-1.2	28.0
Passing	Comp-Att-Yds-TD-Int	Avg/Gm
Home (1-0)	38-44-355-2-0	355.0
Away (0-1)	29-45-365-1-0	365.0
Total Offense	Rush-Pass-Total	Avg/Gm
Home (1-0)	251-355-606	606.0
Away (0-1)	28-365-393	393.0
Rush Defense	Att-Yds-Avg	Avg/Gm
Home (1-0)	29-42-1.4	42.0
Away (0-1)	49-288-5.9	288.0
Pass Defense	Comp-Att-Yds-TD-Int	Avg/Gm
Home (1-0)	8-24-80-0-0	80.0
Away (0-1)	24-33-250-0-1	250.0
Total Defense	Rush-Pass-Total	Avg/Gm
Home (1-0)	42-80-122	122.0
Away (0-1)	288-250-538	538.0



West Virginia SPECIAL TEAMS

- ▶ In 2014, West Virginia returns specialists John DePalma (LS), Josh Lambert (K), Mike Molinari (H/KO), Nick O'Toole (P), Jordan Thompson (PR), Mario Alford (KOR) and Wendell Smallwood (KOR).
- ▶ O'Toole was an All-Big 12 Conference punter in 2013, ranking No. 2 in the conference and No. 15 nationally.
- ▶ O'Toole averaged 43.8 yards per punt against Alabama with two punts traveling more than 50 yards, while placing four inside the 20.
- ▶ O'Toole ranks No. 4 in the conference in punting.
- ▶ Against Alabama, Lambert hit 3-of-4 field goal attempts, connecting from 20, 42 and 41 yards.
- ▶ Lambert's is 4-of-6 in field goals on the season and ranks No. 2 in the conference and No. 9 nationally in field goals made per game .
- ▶ Lambert comes in at No. 4 in the Big 12 in field goal percentage at .667
- ▶ Alford's 100-yard kickoff return against Alabama was the team's first since 2012, when Tavon Austin returned a kickoff 100 yards vs. Kansas State.
- ▶ Alford's had three kickoff returns for 145 yards vs. Alabama
- ▶ Alford ranks No. 1 in the conference and No. 2 nationally in kickoff return yardage.
- ▶ After week two, Alford continues to rank No. 1 in the conference and nationally in kickoff returns for a touchdown.
- ▶ Jordan Thompson turned in a career long punt return of 30 yards vs. Towson.
- ▶ Rushel Shell turned in a career high 29-yard kickoff return against Towson.
- ▶ Heading into week three, top WVU special teams rankings are No. 3 in the conference and No. 6 nationally in punt return defense, No. 3 in the Big 12 and No. 13 nationally in net punting and No. 2 in the conference and No. 10 nationally in kickoff returns

West Virginia DEFENSE

- ▶ WVU's shutout of Towson was its first since a 31-0 victory over Coastal Carolina on Sept. 4, 2010.
- ▶ It was the team's 11th shutout at Milan Puskar Stadium.
- ▶ Jaylon Myers, Malik Greaves, Jon Lewis and Tanner Grose saw the first action of their careers against Towson.
- ▶ Towson's 122 yards of total offense were the fewest allowed by the Mountaineers in the 2010 decade.
- ▶ The Mountaineers held the Tigers to 68 yards of total offense in the first half, the fewest yards gained by a WVU opponent in a half since Norfolk State gained 43 yards in 2011.
- ▶ WVU held Towson to just 42 yards on the ground and 80 yards through the air.
- ▶ Towson was just 4-of-15 on third down against the West Virginia defense.
- ▶ The Mountaineers' third-quarter forced safety was the team's first since Jewone Snow blocked a punt that went out of the end zone against Texas on Nov. 9, 2013, in Morgantown.
- ▶ WVU's first-quarter sack of Connor Frazier was the team's first of the season.
- ▶ The Mountaineer rushing defense held Towson to just 1.4 yard per rush.
- ▶ West Virginia was the first team to shut out Towson since 2010 (Delaware).
- ▶ The Mountaineers held Towson to just seven first downs in the game.
- ▶ Through two games, WVU is holding its opponents to 16.5 points per game - the 33rd-best mark nationally.
- ▶ WVU allowed Towson in the redzone just one time.
- ▶ West Virginia has held its opponents to just three points in the first and fourth quarters this season.
- ▶ WVU forced six Towson three-and-outs.
- ▶ The Mountaineers contributed to three Towson turnover on downs and forced the Tigers to punt eight times on Saturday.
- ▶ Karl Joseph leads the team with 20 tackles through two games, including nine solo stops.
- ▶ Joseph (20), Wes Tonkery (14), Daryl Worley (13), Nick Kwiatkoski (12), Brandon Golson (10) and Dontrill Hyman (10) lead the Mountaineers in total tackles this season. Shaq Petteway, Jarrod Harper and Shaq Riddick are tied for the team lead in sacks with one each.
- ▶ Karl Joseph is just eight total tackles away from 200 for his career.
- ▶ Joseph's 192 career tackles are the most on the team.
- ▶ Isaiah Buce (141) and Nick Kwiatkoski (126) rank No. 2 and No. 3 in career tackles on the team.
- ▶ Daryl Worley's 10 solo tackles this season are a team high.
- ▶ The West Virginia defense had forced a turnover in 19 straight games before Towson.
- ▶ Karl Joseph and Brandon Golson have started every game of their careers as Mountaineers.
- ▶ Golson forced five fumbles last season, ranking him No. 1 in the Big 12 and No. 2 nationally.
- ▶ Travis Bell is the team leader in career games played, appearing in 40.
- ▶ Kyle Rose (eight career starts), Eric Kinsey (four career starts), Dontrill Hyman (three career starts), Christian Brown, Darrien Howard and Noble Nwachuku anchor a defensive line that is at least two-deep at every position.
- ▶ Gardner-Webb transfer Shaquille Riddick, an FCS All-American in 2013, recorded his first career sack as a Mountaineer against Towson.



Pronunciation Guide

Last Names

Agyire (Nana Twum).....	a-jeer-E
Buie (Andrew).....	boo-E
Calicchio (Mike).....	ka-leech-E-O
DePalma (John).....	da-Palm-uh
Gayeski (James).....	guy-S-ski
Glowinski (Mark).....	Glow-insky
Kwiatkoski (Nick).....	quit - a - Cowski
Kyeremeh (Nana).....	Ky-rum
Lazard (Marcell).....	Lah-zard
Levine (Scott).....	La-Veen
Matteo (Tony).....	muh-TAY-O
Molinari (Michael).....	Mall-in-nairy
Nwachukwu (Noble).....	wah-chew-coo
Orlosky (Tyler).....	or-Losk-E
Petteway (Shaq).....	Pet-a-way
Rumph (Ricky).....	rumpf
Syverson (Houston).....	See-vert-son
Tezeno (Tyler).....	tez-in-no
Zereoue (Maurice).....	Zair-uh-way

First Names

Daikiel (Shorts).....	da-Keel
Dontrill (Hyman).....	don-Trell
Hodari (Christian).....	hoe-Darr-E
Ishmael (Banks).....	Ish-meal
Jewone (Snow).....	ja-Wan
Nana Twum (Agyire).....	nana ch-Ume
Rushel (Shell).....	Russell
Wendell (Smallwood).....	when-Dell

At Home

- ▶ The 2014 season marks the 35th season of competition for West Virginia at Mountaineer Field at Milan Puskar Stadium.
- ▶ WVU holds a 154-57-4 (.726) all-time record at the facility, which opened in 1980.
- ▶ There were 56,414 in attendance for the 2014 season opener against Towson.
- ▶ A total of 11,753,507 fans all-time have watched a game at Mountaineer Field.

West Virginia Top Offensive Performances

Mountaineer Top Rushing Marks

1. 569	Washington & Lee	November 10, 1923
2. 536	East Carolina	September 28, 2002
3. 517	Connecticut	November 24, 2007
4. 478	East Carolina	September 4, 2004
5. 457	Syracuse	October 14, 2006
6. 458	Oklahoma	November 17, 2012
7. 451	Pitt	November 24, 2005
8. 446	Syracuse	October 30, 1993
446	Rutgers	November 3, 2001
10. 437	Pitt	November 16, 2006
11. 427	Cincinnati	October 17, 1987
12. 397	East Carolina	September 22, 2007
13. 394	Eastern Washington	September 9, 2006
14. 382	Georgia	January 2, 2006
15. 379	Washington & Lee	November 10, 1923
379	East Carolina	November 7, 1992
17. 378	Pitt	September 29, 1990
18. 376	West Virginia Wesleyan	October 1, 1938
376	Louisville	November 22, 2008
20. 370	Cincinnati	October 21, 1989

Mountaineer Top Passing Marks

1. 656	Baylor	September 29, 2012
2. 469	UConn	October 8, 2011
3. 463	LSU	September 24, 2011
4. 452	Missouri	December 26, 1998
5. 448	James Madison	September 15, 2012
6. 431	Norfolk State	September 10, 2011
7. 416	Pitt	September 28, 1968
8. 410	Louisville	November 5, 2011
9. 409	Pitt	November 27, 1998
10. 407	Kansas	December 1, 2012
407	Clemson	January 4, 2012

12. 401	Oklahoma State	November 10, 2012
13. 396	Pitt	October 15, 1994
14. 390	Purdue	September 2, 1995
15. 388	Maryland	September 17, 2011
16. 380	Miami	October 24, 1998
17. 372	Cincinnati	November 12, 2011
18. 371	Rutgers	November 9, 1996
19. 365	Boston College	October 5, 1996
365	Alabama	August 31, 2014

Mountaineer Top Total Offense Marks

1. 807	Baylor	September 29, 2012
2. 778	Oklahoma	November 17, 2012
3. 674	Washington & Lee	November 10, 1923
4. 655	Marshall	September 1, 2012
5. 654	Syracuse	October 30, 1993
6. 647	Kansas	December 1, 2012
7. 643	Bowling Green	October 1, 2011
8. 641	Pitt	October 2, 1965
641	Pitt	November 16, 2006
10. 627	Rutgers	November 3, 2001
11. 624	Connecticut	November 24, 2007
12. 623	Pitt	November 27, 1999
13. 621	East Carolina	September 4, 2004
14. 614	Temple	November 13, 1993
15. 606	Towson	September 6, 2014
16. 604	Georgia State	September 14, 2013
17. 599	East Carolina	September 22, 2007
18. 591	Eastern Washington	September 9, 2006
19. 589	Clemson	January 4, 2012
589	South Carolina	September 16, 1989
589	Louisiana Tech	October 29, 1994
22. 575	Boston College	October 22, 1988

Charting Mountaineer Players of the Week

Game	O-Champ	D-Champ	ST-Champ	O-Scout	D-Scout	Big 12
Alabama	None	None	None	None	None	Mario Alford (ST)
Towson	Trickett	Petteway	Thompson	S. Howard	H. Brown	
Maryland						
Oklahoma						
Kansas						
Texas Tech						
Baylor						
Oklahoma State						
TCU						
Texas						
Kansas State						
Iowa State						

Weekly Media Planner (Monday, Sept. 8 - Sunday, Sept. 14)

Mon (8)	Tue (9)	Wed (10)	Thu (11)	Fri (12)	Sat (13)	Sun (14)
Big 12 football conference call - 11:40 a.m. - 11:50 a.m.	Dana Holgorsen News Conference - Noon (Team Room) Football Player Interviews Puskar Team Room 12:30-2 p.m.		Dana Holgorsen Statewide Radio Show 7 p.m. (Kegler's) MSOC vs. UC Irvine 7 p.m.	VB - Mountaineer Invitational vs. Kent State Noon vs. Seton Hall 7 p.m. WSOC vs. Georgetown, 7 p.m.	FB at Maryland Noon., BTN VB vs. St. Francis Noon vs. Montana, 7 p.m. XC at Penn State Spiked Shoe Invitational, 10 a.m.	MSOC at Elon, 7 p.m. WSOC vs. Duquesne 1 p.m.



West Virginia NOTES

Average Per Down

- ▶ Here's a breakdown of how the 2014 West Virginia offense is operating on first, second, third and fourth down:
- ▶ On first down, the Mountaineers have run a total of 73 plays and have gained 410 yards for a 5.6 average. On second down, the Mountaineers have run 58 plays for 352 yards and a 6.1 average. On third down, the Mountaineers have run 31 plays for 221 yards and a 7.1 average gain. West Virginia has three fourth-down plays in 2014, gaining 16 yards for a 5.3 average on fourth down.
- ▶ WVU's touchdowns have come one time on first down (1 rushing and 0 passing), four times on second down (2 rushing and 2 passing), three times on third down (2 rushing, 1 passing) and 0 touchdowns on fourth down (0 rushing, 0 passing).

Offensive Analysis

- ▶ Breaking down the West Virginia offensive numbers for the 2014 season, the Mountaineers have run a total of 165 plays, 76 coming on the ground and 89 through the air. The rushing game has totaled 279 yards for an average of 3.7 yards per carry and five touchdowns. The passing attack has totaled 720 yards, three touchdowns and an average of 10.7 yards per completion.
- ▶ Combine the two and the Mountaineers have turned in 999 yards of total offense, and eight offensive touchdowns for an average of 6.1 yards per play, and an average of 38.5 points per game.
- ▶ Deeper analysis shows that the Mountaineer offense has gained 19 first downs by the run and 35 via the pass. On average, West Virginia has totaled 139.5 yards per game on the ground, 360.0 yards per game passing and 499.5 yards of total offense.

Against Ranked Teams

- ▶ Beginning with a 27-0 loss to Fordham on Oct. 18, 1941, West Virginia has played 139 games against nationally ranked teams. Of those, 40 have been Mountaineer victories.
- ▶ Since 2001, WVU has posted 16 victories over ranked teams.

30 Is Enough

- ▶ Dating back to 1980, the Mountaineers hold a 168-14-1 record when scoring 30 or more points in a game. During the 1990s, the Mountaineers were 42-4 when scoring 30 or more points in a contest and were 40-2-1 in the '80s when reaching that mark. WVU is 86-9 since 2000 when scoring 30 points or more in a contest.

Scoring 40 or more Points

- ▶ Under Dana Holgorsen, West Virginia is 12-3 when scoring 40 or more points.
- ▶ Since 2000, the Mountaineers are 44-3 when hitting the 40-point plateau, and WVU is 175-3 all-time when scoring at least 40 points in a game.

WVU vs. 2014 Slate

- ▶ West Virginia owns a 42-39-2 record against its 2014 opponents.
- ▶ The Mountaineers have winning records over Kansas, Maryland, Oklahoma State, TCU, Texas and Towson and are even in their series with Baylor and Iowa State.

2014 Opponent	Series Record
Alabama.....	0-1
Baylor.....	1-1
Iowa State.....	1-1
Kansas.....	2-1
Kansas State.....	1-3
Maryland.....	26-22-2
Oklahoma.....	2-4
Oklahoma State.....	3-2
Texas.....	2-1
TCU.....	2-1
Texas Tech.....	1-2
Towson.....	1-0

On Turf

- ▶ Since 1980, West Virginia is 212-90-4 in games played on artificial turf surfaces. WVU was 57-29 on turf in the 1990s, 66-21 on turf in the 2000 decade and is 23-18 on turf in this decade.
- ▶ The Mountaineers are 16-16 on turf under Dana Holgorsen. West Virginia is 1-1 in 2014, was 3-7 on turf in 2013, was 5-5 in 2012 and was 7-3 during the 2011 season.

West Virginia Bests

Rushing Yards.....	569 vs. Washington & Lee 1923
Passing Yards.....	656 vs. Baylor 2012
Total Yards.....	807 vs. Baylor 2012
Total First Downs.....	36 vs. Washington & Lee 1923
Low Rushing Yards All.....	-30 vs. Florida 1981
Low Passing Yards All.....	0 vs. Pitt 1981
Low Total Yards Allowed.....	-14 vs. Maryland 1919
Fewest First Downs All.....	0 vs. Maryland 1919
Longest TD run.....	96 vs. N. Illinois 1986
Longest Non-TD Run.....	79 vs. Louisville 2008
Longest TD Reception.....	96 vs. Penn State 1973
Longest Non-TD Reception.....	84 vs. Miami 2003
Points (Game).....	92 vs. Marshall 1916
Victory Margin.....	89 vs. Geneva 1951

West Virginia Bests - 2010 Decade

Rushing Yards.....	458 vs. Oklahoma '12
Passing Yards.....	659 vs. Baylor '12
Total Yards.....	807 vs. Baylor '12
Total First Downs.....	33 vs. Baylor '12, Towson '14
First Downs Rushing.....	19 vs. Cincinnati '10
First Downs Passing.....	23 vs. LSU '11
Low Rushing Yards All.....	-10 vs. Maryland '10
Low Passing Yards All.....	61 vs. Kansas '13
Low Total Yards Allowed.....	122 vs. Towson '14
Fewest First Downs All.....	7 vs. Towson '14
Fewest 1st Downs Rushing All.....	2 vs. Cinn. UofI '10
Fewest 1st Downs Passing All.....	2 vs. Kansas '13
Longest TD run.....	80 vs. Rutgers '11
Longest Non-TD Run.....	70 vs. Marshall '12
Longest TD Reception.....	87 vs. Baylor '12
Longest Non-TD Reception.....	75 vs. Okla. St. '12
Points (Game).....	70 vs. Clemson '11, Baylor '12
Points (Half).....	49 vs. Clemson '11 (First Half)
Points (Qtr).....	35 vs. Clemson '11 (Second)
Victory Margin.....	54 vs. Towson '14

West Virginia Bests - Holgorsen Era

Rushing Yards.....	458 vs. Oklahoma '12
Passing Yards.....	656 vs. Baylor '12
Total Yards.....	807 vs. Baylor '12
Total First Downs.....	33 vs. Baylor '12, Towson '14
First Downs Rushing.....	15 vs. Bowling Green '11
First Downs Passing.....	23 vs. LSU '11
Low Rushing Allowed.....	42 vs. Towson '14
Low Passing Yards Allowed.....	61 vs. Kansas '13
Low Total Yards Allowed.....	122 vs. Towson '14
Fewest 1st Downs Allowed.....	7 vs. Towson '14
Fewest 1st Downs Rushing All.....	2 vs. Towson '14
Fewest 1st Downs Passing All.....	2 vs. Kansas '13
Longest TD run.....	80 vs. Rutgers '11
Longest Non-TD Run.....	70 vs. Marshall '12
Longest TD Reception.....	87 vs. Baylor '12
Longest Non-TD Reception.....	75 vs. Okla. St. '12
Points (Game).....	70 vs. Clemson '11, Baylor '12
Points (Half).....	49 (First Half) vs. Clemson '11
Points (Qtr).....	35 (Second) vs. Clemson '11
Victory Margin.....	54 vs. Towson '14

2014 Big 12 Standings

	Big 12	Pct.	Overall	Pct.
Kansas State	1-0	1.000	2-0	1.000
Baylor	0-0	.000	2-0	1.000
Oklahoma	0-0	.000	2-0	1.000
Texas Tech	0-0	.000	2-0	1.000
Kansas	0-0	.000	1-0	1.000
TCU	0-0	.000	1-0	1.000
Oklahoma State	0-0	.000	1-1	.500
Texas	0-0	.000	1-1	.500
West Virginia	0-0	.000	1-1	.500
Iowa State	0-1	.000	0-2	.000



Mountaineer 250-Yard Passing Games

A/C/Yds	Name	Opponent	Date
45/51/656	Geno Smith	Baylor	9/29/2012
38/65/463	Geno Smith	LSU	9/24/2011
27/45/450	Geno Smith	Connecticut	10/8/2011
34/50/429	Marc Bulger	Missouri	12/26/98
27/37/416	Mike Sherwood	Pitt	9/28/68
34/39/411	Geno Smith	James Madison	9/15/2012
31/44/410	Geno Smith	Louisville	11/5/2011
26/37/409	Marc Bulger	Pitt	11/27/98
23/24/407	Geno Smith	Kansas	12/1/2012
32/43/407	Geno Smith	Clemson	1/4/2012
16/39/396	Chad Johnston	Pitt	10/15/94
22/35/390	Chad Johnston	Purdue	9/2/95
36/49/388	Geno Smith	Maryland	9/17/2011
32/43/380	Marc Bulger	Miami	10/24/98
29/43/372	Geno Smith	Cincinnati	11/12/2011
20/34/371	Geno Smith	Norfolk State	9/10/2011
29/45/365	Clint Trickett	Alabama	8/30/2014
36/54/364	Geno Smith	Oklahoma State	11/10/2012
34/48/360	Oliver Luck	Syracuse	11/21/81
25/41/359	Ford Childress	Georgia State	9/14/2013
21/37/356	Clint Trickett	Iowa State	11/30/2012
24/36/354	Marc Bulger	Navy	10/3/98
18/31/354	Chad Johnston	Boston College	10/5/96
23/28/352	Geno Smith	Rutgers	12/4/2010
25/40/353	Marc Bulger	Georgia Tech	12/29/97
35/40/348	Clint Trickett	Towson	9/6/2014
26/43/348	Marc Bulger	Pitt	11/28/97
32/48/346	Marc Bulger	Miami	10/30/99
21/37/341	Bernie Galiffa	Penn State	10/28/72
30/43/338	Geno Smith	Maryland	9/22/2012
24/41/338	Geno Smith	Syracuse	10/21/2011
24/31/334	Jarrett Brown	East Carolina	9/12/2009
16/21/334	Chad Johnston	Rutgers	11/4/95
32/26/332	Pat White	North Carolina	12/27/2008
30/20/331	Marc Bulger	Pitt	11/27/99
32/36/323	Geno Smith	Marshall	9/1/2012
17/37/321	Jeff Hostetler	Oklahoma	9/11/82
20/35/320	Geno Smith	Oklahoma	11/17/2012
18/28/320	Allen McCune	Pitt	10/2/65
15/21/318	Brad Lewis	Mississippi	12/28/2000
32/45/316	Geno Smith	Marshall	9/10/2010
20/25/314	Oliver Luck	Temple	11/8/80
18/37/314	Bernie Galiffa	Pitt	11/4/72
20/28/312	Marc Bulger	Boston College	11/21/98
24/50/309	Clint Trickett	Oklahoma State	9/28/2013
21/34/309	Dan Kendra	Villanova	10/29/77
23/41/308	Darren Studstill	Miami, Fla.	10/31/92
20/33/306	Mike Sherwood	East Carolina	11/7/70
13/19/298	Bernie Galiffa	Virginia	9/23/72
15/21/297	Major Harris	Boston College	10/22/88
15/18/296	Allen McCune	William & Mary	9/25/65
20/25/293	Marc Bulger	Maryland	9/19/98
28/45/293	Dan Kendra	Syracuse	11/25/75
17/25/291	Chad Johnston	Missouri	10/1/94
12/20/290	Brad Lewis	East Carolina	11/18/2000
27/34/286	Brad Lewis	Kent State	9/22/2001
19/37/285	Jeff Hostetler	Maryland	9/18/82
17/31/281	Bernie Galiffa	Syracuse	11/20/71
16/30/280	Kevin White	TCU	12/31/84
31/52/279	Brad Lewis	Maryland	9/29/2001
17/28/279	Jeff Hostetler	Rutgers	11/12/83
30/56/278	Geno Smith	Texas Tech	10/13/2012
17/28/274	Darren Studstill	Temple	11/13/93
18/29/273	Jeff Hostetler	Penn State	10/22/83



A/C/Yds	Name	Opponent	Date
14/25/271	Rasheed Marshall	Syracuse	11/22/2003
15/19/270	Jake Kelchner	Maryland	9/13/93
12/20/269	Oliver Luck	Colorado State	9/13/80
25/35/268	Geno Smith	Texas	10/6/2012
19/29/268	Geno Smith	Maryland	9/18/2010
25/41/267	Clint Trickett	TCU	11/2/2013
11/18/267	Bernie Galiffa	Syracuse	11/18/72
29/16/266	Marc Bulger	Temple	10/23/99
17/27/265	Oliver Luck	Virginia Tech	10/17/81
32/54/260	Geno Smith	TCU	11/3/2012
16/32/259	Paul Millard	Texas	11/9/2013
13/28/257	Scott McBrien	Pitt	11/24/2000
15/31/257	Marc Bulger	Syracuse	11/7/98
14/20/257	Marc Bulger	Temple	10/10/98
21/32/257	Oliver Luck	East Carolina	10/31/81
17/35/256	Dan Kendra	Boston College	10/16/76
27/43/254	Clint Trickett	Texas Tech	10/19/2013
19/30/254	Richard Longfellow	Boston U.	10/11/58
21/36/253	Marc Bulger	Tulsa	9/26/98
13/31/252	Scott McBrien	Notre Dame	10/21/2000
12/23/250	Major Harris	Pitt	9/30/89
19/37/250	Jeff Hostetler	Penn State	10/23/82



Mountaineer 100-Yard Receivers

Name	Yards/Catches	Team/Year	Name	Yards/Catches	Team/Year
Stedman Bailey	303/13	Baylor/2012	Tavon Austin	121/6	Rutgers/2010
Stedman Bailey	225/14	Oklahoma State/2012	Ross Herron	121/7	Western Reserve/1950
Mario Alford	215/8	Iowa State/2013	Chris Henry	119/4	Rutgers/2004
Tavon Austin	215/14	Baylor/2012	Stedman Bailey	118/8	Louisville/2011
Chris Henry	209/6	Syracuse/2003	Chris Henry	118/8	Boston College/2004
Pat Greene	205/12	Pitt/1997	Bob Dunlevy	118/4	Syracuse/1965
Stedman Bailey	205/13	Oklahoma/2012	Travis Garvin	117/3	Virginia Tech/2003
Rahsaan Vanterpool	205/9	Pitt/1994	Phil Braxton	117/3	Pitt/2000
David Saunders	191/8	Boston College/1996	Antonio Brown	116/8	Kent State/2001
Calvin Phillips	190/5	Cal-Fullerton/1988	Stedman Bailey	115/8	LSU/2011
Oscar Patrick	190/10	Penn State/1968	Jock Sanders	115/12	Auburn/2009
Shawn Foreman	189/11	Missouri/1998	Shawn Foreman	115/5	Pitt/1998
Tavon Austin	187/11	LSU/2011	Rahsaan Vanterpool	115/10	Ball State/1994
Zach Abraham	180/6	Pitt/1994	Steve Lewis	115/5	California/1978
Tavon Austin	179/13	Maryland/2012	Danny Buggs	115/5	Pitt/1972
Antonio Brown	179/6	East Carolina/2000	Tom Yeater	115/3	Oregon State/1962
Stedman Bailey	178/7	Connecticut/2011	J.D. Woods	114/13	Baylor/2012
David Saunders	178/11	Rutgers/1996	Calvin Phillips	114/4	Penn State/1988
Chris Henry	176/4	Rutgers/2003	Tavon Austin	113/11	James Madison/2012
Stedman Bailey	173/13	James Madison/2012	Stedman Bailey	113/8	Maryland/2011
Mike Baker	172/8	Rutgers/1993	Khori Ivy	113/6	Pitt/1998
Shawn Foreman	164/6	Rutgers/1996	David Saunders	113/7	Syracuse/1996
Stedman Bailey	159/11	Kansas/2012	John Talley	113/4	Syracuse/1987
Antonio Brown	156/6	Ole Miss/2000	Oscar Patrick	113/7	Virginia Tech/1968
Shawn Foreman	158/9	Miami/1998	Oscar Patrick	113/5	Penn State/1967
Khori Ivy	155/7	Temple/2000	Stedman Bailey	112/4	Bowling Green/2011
Shawn Foreman	153/10	Boston College/1997	Steve Lewis	112/7	Colorado State/1978
Rahsaan Vanterpool	152/9	Boston College/1996	Rahsaan Vanterpool	111/3	Louisiana Tech/1994
Willie Drewrey	152/6	TCU/1984	Ed Hill	111/4	Temple/1993
Gary Mullen	152/7	Virginia/1984	Danny Buggs	111/4	Boston College/1973
Danny Buggs	151/6	Illinois/1973	Oscar Patrick	111/7	Villanova/1968
Lovett Purnell	149/8	Purdue/1995	Tavon Austin	111/4	Kansas/2012
David Saunders	149/8	Rutgers/1995	Darius Reynaud	110/5	East Carolina/2006
Rich Hollins	148/6	Virginia Tech/1981	David Saunders	110/6	Syracuse/1998
Rich Hollins	148/8	Maryland/1981	Shawn Foreman	110/12	Georgia Tech/1997
Reggie Rembert	145/5	Pitt/1989	Rahsaan Vanterpool	110/8	Purdue/1996
Kevin White	143/9	Alabama/2014	Scott MacDonald	110/5	N.C. State/1975
Khori Ivy	142/9	Miami/1999	Devon Brown	109/4	Norfolk State/2011
Cedric Thomas	142/7	Temple/1980	Jay Kearney	109/5	Penn State/1992
Darrell Miller	141/8	Virginia/1981	Rich Hollins	109/4	Maryland/1983
Danny Buggs	140/6	William & Mary/1972	Oscar Patrick	109/5	Richmond/1968
Jerry Porter	139/3	Pitt/1999	Oscar Patrick	109/5	Villanova/1967
Bob Dunlevy	139/5	William & Mary/1965	Phil Braxton	108/2	Pitt/2002
Milt Clegg	139/8	Syracuse/1964	Phil Braxton	108/4	Virginia/2002
Jim Braxton	138/5	East Carolina/1970	Antonio Brown	108/10	Maryland/2001
Terry Fairbanks	138/4	Boston U./1958	Zach Abraham	107/7	South Carolina/1994
Rahsaan Vanterpool	135/6	Temple/1995	Tavon Austin	106/7	Maryland/2010
James Jett	135/5	Cincinnati/1990	Miquelle Henderson	106/5	Wisconsin/2002
Darius Reynaud	134/9	Marshall/2007	Jay Kearney	106/4	Rutgers/1993
Lovett Purnell	134/3	Rutgers/1995	Jay Kearney	106/5	Boston College/1993
Reggie Rembert	134/5	Ball State/1989	Harvey Smith	106/4	Syracuse/1985
Chris Henry	132/5	Boston College/2003	Charles Becca	106/3	Temple/1948
Marshall Mills	132/7	Virginia/1972	Miquelle Henderson	105/8	Cincinnati/2002
Ivan McCartney	131/6	Connecticut/2011	Anthony Becht	105/5	Boston College/1999
Kevin White	130/7	Baylor/2013	David Saunders	105/8	East Carolina/1996
Stedman Bailey	130/7	Syracuse/2011	Randy Swinson	105/7	Penn State/1977
Steve Slaton	130/6	Pitt/2006	Stedman Bailey	104/9	Marshall/2012
David Saunders	130/9	North Carolina/1996	Stedman Bailey	104/6	Cincinnati/2011
David Saunders	130/6	Purdue/1995	Jay Kearney	104/3	Maryland/1993
Ed Hill	130/9	Miami/1992	Reggie Rembert	104/5	Syracuse/1989
Cedric Thomas	130/7	Villanova/1977	John Talley	104/7	Syracuse/1986
Greg Dykes	128/5	South Carolina/1989	Danny Buggs	103/8	Temple/1974
Tavon Austin	126/9	Cincinnati/2011	Tavon Austin	102/10	Texas/2012
Shawn Foreman	126/7	East Carolina/1997	James Jett	102/5	Maryland/1990
Mike Baker	126/8	Maryland/1993	Tavon Austin	102/10	Pitt/2011
Danny Buggs	126/7	Penn State/1972	Kevin White	101/10	Towson/2014
Bill Marker	126/5	Penn State/1953	Ivan McCartney	101/8	Maryland/2011
Jay Kearney	125/3	Missouri/1993	David Saunders	101/5	Temple/1998
Cedric Thomas	125/3	Colorado State/1980	James Jett	101/3	Louisiana Tech/1992
Nate Stephens	125/5	William & Mary/1971	Tavon Austin	101/11	TCU/2012
Jerry Porter	124/4	Georgia Tech/1997	Rich Hollins	101/3	Oklahoma/1982
Tavon Austin	123/12	Clemson/2012	Steve Lewis	101/5	Boston College/1976
Chris Henry	123/5	UCF/2003	Richard Rader	101/3	Pitt/1965
Zach Abraham	122/3	Temple/1994	Darrell Miller	100/5	Florida State/1982
Tavon Austin	122/11	Maryland/2011	Brad Starks	100/4	UNLV/2010
Stedman Bailey	121/8	Syracuse/2012			



Special Teams/Defensive Touchdowns Since 2000

2014

Mario Alford 100 kickoff return vs. Alabama

2013

Karl Joseph 38 fumble return vs. Iowa State
Karl Joseph 0 fumble return at Baylor
Darwin Cook 32 interception return at Baylor
Ishmael Banks 58 interception return vs. Oklahoma State

2012

Tavon Austin 76 punt return vs. TCU
Tavon Austin 100 kickoff return vs. Kansas State
Doug Rigg 51 fumble return vs. Maryland
Isaiah Bruce 43 fumble return vs. Marshall

2011

Darwin Cook 99 fumble return vs. Clemson
Pat Miller 52 interception return at USF
Tavon Austin 90 kickoff return at USF
Julian Miller 0 fumble recovery at Cincinnati
Terence Garvin 37 interception return at Maryland
Tavon Austin 100 kickoff return vs. Marshall

2009

Sidney Glover 24 interception return at Rutgers
Tavon Austin 98 kickoff return vs. UConn

2008

Mortty Ivy 29 interception return vs. Villanova

2007

Reed Williams 0 fumble recovery vs. UConn
Eric Wicks 44 fumble return vs. Louisville
Keilen Dykes 19 interception return vs. Syracuse

2006

Vaughn Rivers 50 punt return vs. Mississippi State
Darius Reynaud 96 kickoff return vs. Maryland

2005

Jamille Addae 40 interception return vs. Pitt
Thandi Smith 1 punt return vs. Rutgers
Antonio Lewis 77 punt return vs. East Carolina
Eric Wicks 31 interception return vs. Syracuse

2004

Mike Lorello 21 interception return vs. Connecticut
Eric Wicks 34 interception return vs. Virginia Tech
Adam Lehnortt 21 fumble return vs. James Madison
Adam Jones 76 punt return vs. East Carolina

2003

Lance Frazier 64 punt return vs. Temple
Adam Jones 47 fumble return vs. Temple
Adam Jones 49 interception return vs. Boston College
Adam Jones 87 kickoff return vs. BC
Joe Hunter 0 punt return vs. UCF



2002

Harrison 0 fumble recovery vs. East Carolina
Angel Estrada 43 interception return vs. Rutgers

2001

Shawn Terry 100 kickoff return vs. Maryland
Shawn Hackett 10 fumble return vs. Rutgers
Shawn Hackett 50 interception return vs. Rutgers

2000

Grant Wiley 22 interception return vs. Boston College
Shawn Hackett 41 interception return vs. Boston College
Grant Wiley 15 interception return vs. Idaho
Ben Meighan 36 fumble return vs. VT
Shawn Terry 100 kickoff return vs. Syracuse
Bryant 49 interception return vs. Rutgers
Jason Davis 0 fumble return vs. East Carolina
Shawn Terry 89 kickoff return vs. Pitt
Lance Frazier 32 interception return vs. Pitt
Shawn Terry 99 kickoff return vs. Ole Miss



West Virginia Depth Chart

Offense

Position	No.	Name	Ht.	Wt.	Cl.	GP	GS	Hometown
WR (X)	5	Mario Alford	5-9	177	Sr.	14	7	Greenville, Ga.
	1	Shelton Gibson	5-11	190	r-Fr.	2	0	Cleveland, Ohio
IR (H)	6	Daikiel Shorts	6-1	198	So.	14	9	Clayton, N.J.
	19	KJ Myers	6-2	195	r-Jr.	24	2	Jacksonville, Fla.
LT	57	Adam Pankey	6-5	302	r-So.	9	2	Hamilton, Ohio
	63	Michael Calicchio	6-9	330	r-Sr.	14	0	Brooklyn, N.Y.
LG	67	Quinton Spain	6-5	332	r-Sr.	40	28	Petersburg, Va.
	79	Grant Lingafelter	6-5	304	r-Fr.	1	0	Chagrin Falls, Ohio
C	65	Tyler Orlosky	6-4	301	r-So.	13	5	Cleveland, Ohio
	69	Tony Matteo	6-5	296	r-So.	1	0	Clinton, Ohio
RG	64	Mark Glowinski	6-5	312	r-Sr.	14	14	Wilkes-Barre, Pa.
	59	Stone Underwood	6-3	298	r-Jr.	2	0	Brookhaven, Miss.
RT	78	Marquis Lucas	6-4	314	r-Jr.	11	6	Miami, Fla.
	77	Marcell Lazard	6-6	306	r-Fr.	1	0	Bloomfield, N.J.
IR (Y)	10	Jordan Thompson	5-7	165	Jr.	25	7	Katy, Texas
	15	Logan Moore	5-11	198	r-Sr.	12	0	Fairmont, W.Va.
WR (Z)	11	Kevin White	6-3	210	r-Sr.	13	11	Plainfield, N.J.
	81	Vernon Davis Jr.	5-9	173	r-So.	8	0	Miami, Fla.
QB	9	Clint Trickett	6-2	186	r-Sr.	10	9	Tallahassee, Fla.
	16	William Crest	6-2	214	Fr.	1	0	Baltimore, Md.
	14	Paul Millard	6-2	222	Sr.	19	3	Flower Mound, Texas
	3	Skyler Howard	6-0	206	So.	0	0	Fort Worth, Texas
HB (B)	88	Cody Clay	6-4	262	r-Jr.	27	16	Alum Creek, W.Va.
	28	Elijah Wellman	6-1	238	r-Fr.	2	0	Huntington, W.Va.
RB (A)	7	Rushel Shell	5-10	215	r-So.	2	2	Hopewell, Pa.
	4	Wendell Smallwood	5-11	200	So.	14	2	Wilmington, Del.
	2	Dreamius Smith	6-0	217	Sr.	14	3	Wichita, Kan.
	29	Dustin Garrison	5-9	181	r-Jr.	27	8	Pearland, Texas
	13	Andrew Buie	5-9	185	r-Jr.	26	11	Jacksonville, Fla.

Defense

Position	No.	Name	Ht.	Wt.	Cl.	GP	GS	Hometown
DE	97	Noble Nwachukwu	6-2	265	r-So.	11	2	Wylie, Texas
	4	Shaq Riddick	6-6	242	Sr.	2	0	Akron, Ohio
NT	93	Kyle Rose	6-4	294	r-Jr.	27	9	Centerville, Ohio
	95	Christian Brown	6-2	285	r-So.	18	0	Ft. Myers, Fla.
DE	99	Dontrill Hyman	6-4	288	Sr.	14	4	Warsaw, N.C.
	45	Eric Kinsey	6-2	272	Jr.	26	4	Miami, Fla.
SPUR	9	KJ Dillon	6-1	206	Jr.	24	7	Apopka, Fla.
	3	Cullen Christian	6-0	198	r-Sr.	2	0	Pittsburgh, Pa.
SAM	37	Wes Tonkery	6-2	223	r-Sr.	29	3	Shinnston, W.Va.
	31	Isaiah Bruce	6-3	234	r-Jr.	26	19	Jacksonville, Fla.
MIKE	35	Nick Kwiatkowski	6-2	236	r-Jr.	24	13	Bethel Park, Pa.
	17	Al-Rasheed Benton	6-1	225	r-Fr.	2	0	Newark, N.J.
WILL	2	Brandon Golson	6-2	228	Sr.	14	14	St. Mathews, S.C.
	20	Edward Muldrow	6-3	205	Jr.	2	0	Snellville, Ga.
LCB	16	Terrell Chestnut	5-10	190	r-Jr.	18	5	Pottstown, Pa.
	26	Travis Bell	6-1	194	r-Sr.	41	10	Belle Glade, Fla.
FS	6	Dravon Henry	5-11	198	Fr.	2	2	Aliquippa, Pa.
	24	Jeremy Tyler	5-11	202	So.	10	1	Lithonia, Ga.
BS	8	Karl Joseph	5-11	196	Jr.	27	27	Orlando, Fla.
	22	Jarrod Harper	6-0	207	r-So.	14	0	Frostburg, Md.
RCB	7	Daryl Worley	6-1	199	So.	13	7	Philadelphia, Pa.
	14	Ricky Rumph	5-11	184	Jr.	20	0	Daytona Beach, Fla.

Special Teams

Position	No.	Name	Ht.	Wt.	Cl.	GP	GS	Hometown
K	86	Josh Lambert	5-11	215	r-So.	13	0	Garland, Texas
	48	Michael Molinari	6-2	209	r-Sr.	40	0	Parkersburg, W.Va.
P	91	Nick O'Toole	6-4	223	Jr.	14	0	Corona, Calif.
	48	Michael Molinari	6-2	209	r-Sr.	40	0	Parkersburg, W.Va.
LS	87	John DePalma	6-5	247	Jr.	27	0	Cumming, Ga.
	27	Nick Meadows	5-11	219	r-Fr.	1	0	Williamstown, W.Va.
H	48	Michael Molinari	6-2	209	r-Sr.	40	0	Parkersburg, W.Va.
KO	48	Michael Molinari	6-2	209	r-Sr.	40	0	Parkersburg, W.Va.
PR	10	Jordan Thompson	5-7	165	Jr.	25	0	Katy, Texas
	5	Mario Alford	5-9	177	Sr.	14	0	Greenville, Ga.
KR	5	Mario Alford	5-9	177	Sr.	14	0	Greenville, Ga.
	7	Rushel Shell	5-10	215	r-So.	2	0	Hopewell, Pa.
	4	Wendell Smallwood	5-11	200	So.	14	0	Wilmington, Del.
	7	Daryl Worley	6-1	199	So.	13	0	Philadelphia, Pa.

Career Games Played/Starts

	GP/GS	2014	2013	2012	2011
*Travis Bell, r-Sr., S	41/10	2/0	12/9	3/0	11/1
Mike Molinari, r-Sr., H/P	40/0	2/0	12/0	13/0	13/0
Quinton Spain, r-Sr., OL	40/28	2/2	12/12	13/13	13/1
Ishmael Banks, r-Sr., CB/S	36/16	0/0	12/12	11/4	13/0
Jared Barber, Sr., LB	32/13	0/0	10/7	10/4	12/2
Wes Tonkery, r-Sr., S/LB	29/3	2/2	5/0	13/0	9/1
Cody Clay, r-Jr., RB/WR	27/16	2/1	12/9	13/6	--
John DePalma, Jr., LS	27/0	2/0	12/0	13/0	--
Dustin Garrison, r-Jr., RB	27/8	2/0	3/0	10/0	12/8
Karl Joseph, Jr., S	27/27	2/2	12/12	13/13	--
Shaq Petteway, r-Jr., S/LB	27/0	2/0	0/0	13/0	12/0
Kyle Rose, r-Jr., DL	27/9	2/2	12/6	13/1	--
Isaiah Bruce, r-Jr., LB	26/19	2/0	11/7	13/12	--
Eric Kinsey, Jr., DL	26/4	2/0	11/3	13/1	--
Jewone Snow, r-Sr., LB	26/7	2/0	9/0	4/0	11/7
Andrew Buie, r-Jr., RB	26/11	2/0	0/0	13/9	11/2
Garrett Hope, Jr., LB/WR	25/0	2/0	11/0	12/0	--
Jordan Thompson, Jr., WR	25/7	2/2	10/2	13/3	--
KJ Dillon, Jr., S	24/6	2/2	9/4	13/0	--
Nick Kwiatkowski, r-Jr., LB	24/13	2/2	10/10	12/1	--
KJ Myers, r-Jr., WR	24/2	2/0	12/2	10/0	--
Ricky Rumph, Jr., CB	20/0	2/0	9/0	9/0	--
Paul Millard, Sr., QB	19/3	0/0	7/3	8/0	4/0
Terrell Chestnut, r-Jr., CB	18/5	2/2	10/0	6/3	--
Christian Brown, r-So., DL	18/0	2/0	5/0	11/0	--
Mario Alford, Sr., WR	14/7	2/2	12/5	--	--
Michael Calicchio, r-Sr., OL	14/0	2/0	12/0	--	--
Mark Glowinski, r-Sr., OL	14/14	2/2	12/12	--	--
Brandon Golson, Sr., LB	14/14	2/2	12/12	--	--
Jarrod Harper, r-So., S	14/0	2/0	12/0	--	--
Russell H-James, r-Jr., OL	14/0	2/0	10/0	2/0	--
Dontrill Hyman, Sr., DE	14/4	2/2	12/2	--	--
Nick O'Toole, Jr., P	14/0	2/0	12/0	--	--
Daikiel Shorts, So., WR	14/9	2/0	12/9	--	--
Wendell Smallwood, So., RB	14/2	2/1	12/1	--	--
Dreamius Smith, Sr., RB	14/3	2/0	12/3	--	--
Nana Kyeremeh, r-So., CB	13/1	0/0	0/0	13/1	--
Josh Lambert, r-So., K	13/0	2/0	11/0	--	--
Tyler Orlosky, r-So., OL	13/5	2/2	11/3	--	--
Sean Walters, r-So., LB	13/0	1/0	12/0	--	--
Kevin White, r-Sr., WR	13/11	2/2	11/9	--	--
Daryl Worley, So., CB	13/7	2/2	11/5	--	--
Marquis Lucas, r-Jr., OL	12/6	2/2	9/4	1/0	--
Logan Moore, r-Sr., WR	12/0	2/0	10/0	--	--
Marvin Gross, So., LB	10/0	0/0	10/0	--	--
Brandon Napoleon, r-So., CB	10/0	0/0	10/0	--	--
Justin Arndt, r-So., LB	11/0	2/0	9/0	--	--
Noble Nwachukwu, r-So., DL	11/2	2/2	9/0	--	--
Clint Trickett, r-Sr., QB	10/9	2/2	8/7	--	--
Devonte Mathis, r-So., WR	9/0	2/0	7/0	--	--
Adam Pankey, r-So., OL	9/2	2/2	7/0	--	--
Jeremy Tyler, So., S	9/1	2/0	7/1	--	--
Vernon Davis, r-So., WR	8/0	2/0	6/0	--	--
Darrien Howard, So., DL	5/0	0/0	5/0	--	--
Al-Rasheed Benton, r-Fr., LB	2/0	2/0	--	--	--
Cullen Christian, r-Sr., S	2/0	2/0	--	--	--
Shelton Gibson, r-Fr., WR	2/0	2/0	--	--	--
Dravon Henry, Fr., S	2/2	2/2	--	--	--
Edward Muldrow, Jr., LB	2/0	2/0	--	--	--
Shaq Riddick, r-Sr., DL	2/0	2/0	--	--	--
Rushel Shell, r-So., RB	2/2	2/2	--	--	--
Elijah Wellman, r-Fr., TE/FB	2/0	2/0	--	--	--
Brandon Jackson, r-Jr., OL/DL	2/0	1/0	0/0	1/0	--
Darren Arndt, r-So., DL	2/0	1/0	1/0	--	--
Xavier Preston, Fr., LB	2/0	2/0	--	--	--
Stone Underwood, r-Jr., OL	2/0	2/0	--	--	--
Dayron Wilson, r-Jr., LB	2/0	2/0	--	--	--
William Crest, Jr., Fr., QB	1/0	1/0	--	--	--
Tony Matteo, r-So., OL	1/0	1/0	--	--	--
Nick Meadows, r-Fr., LS	1/0	1/0	--	--	--
Mike Molina, r-Fr., K	1/0	1/0	--	--	--
Jaylon Myers, Fr., CB	1/0	1/0	--	--	--
Malik Greaves, r-Fr., S	1/0	1/0	--	--	--
Tanner Grose, r-Sr., LB	1/0	1/0	--	--	--
Marcell Lazard, r-Fr., OL	1/0	1/0	--	--	--
Grant Lingafelter, r-Fr., OL	1/0	1/0	--	--	--
Jon Lewis, r-Fr., DL	1/0	1/0	--	--	--

*- played in 11 games in 2010



West Virginia Head Coach Dana Holgorsen - Fourth Year

Record Under Holgorsen

overall.....	22-18
playing at home.....	13-8
playing on the road.....	7-7
playing at a neutral site.....	2-3
vs. ranked opponents.....	5-7
in bowl games.....	1-1
in overtime.....	1-3
more than 7 days to prepare.....	7-6
in August.....	1-1
in September.....	10-3
in October.....	4-6
in November.....	4-7
in December.....	2-1
in January.....	1-0
outrushing opponent.....	12-3
when rushing for 200 yards.....	7-2
when rushing for 300 yards.....	2-1
outrushed by opponent.....	10-15
outpassing opponent.....	17-10
when passing for 300 yards.....	13-7
when passing for 400 yards.....	6-3
when passing for 500 yards.....	1-0
when passing for 600 yards.....	1-0
outpassed by opponent.....	5-8
when allowing 200 yards passing.....	12-14
when allowing 250 yards passing.....	8-11
when allowing 300+ yards passing.....	5-6
more total offense than opponent.....	18-5
when having 400+ total offense.....	16-8
when having 500+ total offense.....	10-4
when having 600+ total offense.....	5-1
when having 700+ total offense.....	1-1
when having 800+ total offense.....	1-0
same total offense as opponent.....	1-0
less total offense than opponent.....	3-13
when allowing 400+ total offense.....	8-14
when allowing 500+ total offense.....	1-7
committing fewer turnovers.....	10-6
committing more turnovers.....	6-10
turnovers are even.....	6-2
0-30:00 of time of possession.....	14-15
30:01-plus of time of possession.....	8-3
scoring first.....	13-6
opponent scores first.....	9-12
leading after the 1st quarter.....	11-4
trailing after the 1st quarter.....	6-13
tied after the 1st quarter.....	5-1
leading at halftime.....	15-4
trailing at halftime.....	6-12
tied at halftime.....	1-2
leading after the 3rd quarter.....	16-3
trailing after the 3rd quarter.....	5-15
tied after the 3rd quarter.....	1-0
scoring 0-10 points.....	22-18
scoring 11-20 points.....	22-16
scoring 21-30 points.....	22-13
scoring 31-40 points.....	19-7
scoring 41-plus points.....	12-3
opponent scores 0-10 points.....	22-18
opponent scores 11-20 points.....	18-18
opponent scores 21-30 points.....	12-17
opponent scores 31-40 points.....	6-17
opponent scores 41-plus points.....	2-9
individual 100-yard rusher.....	9-2
opponent 100-yard rusher.....	6-7
opponent less than 100-yards rushing.....	6-0
individual 1 100-yard receiver.....	14-10
individual 2 100-yard receivers.....	6-1
individual 3 100-yard receivers.....	2-0
opponent 100-yard receiver.....	7-10
individual 300-yard passer.....	13-9
individual 400-yard passer.....	4-2



Coaching Highlights West Virginia

2014

- ▶ Fourth year as the head coach at West Virginia University, guiding the program in its third year of Big 12 Conference affiliation

2013

- ▶ Defeated No. 11 Oklahoma State for his fifth win over a Top 25 team at WVU
- ▶ Had six players earn All-Big 12 Conference honors, including Charles Sims who was a first-team selection
- ▶ Sims also was named the Big 12 Conference Newcomer of the Year
- ▶ Sims and Will Clarke were drafted in the third round of the NFL Draft, giving him six players drafted in the Top three rounds

2012

- ▶ Served as West Virginia's Campaign Chair for United Way, raising more than \$330,000, exceeding the goal
- ▶ Led football program into its first year of competition in the Big 12 Conference
- ▶ Guided West Virginia to a 7-6 overall record in 2012 and an appearance in the New Era PinStripe Bowl
- ▶ Earned national rankings in 10-of-16 weeks during the 2012 season in both the AP and USA Today Coaches' Polls, reaching as high as No. 4 in USA Today Coaches' Poll and No. 5 in the AP Poll
- ▶ Five Mountaineer players earned 25 All-America honors
- ▶ Three Mountaineer players were drafted in the Top 3 rounds of the NFL Draft, including the No. 8 selection Tavon Austin
- ▶ Holgorsen has had a first-round NFL draft choice for two straight years, the only WVU coach to accomplish that
- ▶ Tavon Austin and Stedman Bailey were one of four sets of 1,000-yard receivers nationally
- ▶ WVU was one of only two schools nationally to have a 4,000-yard passer and a pair of 1,000-yard receivers
- ▶ WVU was ranked No. 9 nationally in scoring offense and No. 10 in passing offense and total offense.
- ▶ Geno Smith led the nation in passing touchdowns (42)
- ▶ Smith was one of only two quarterbacks to throw for more than 4,000 yards for two straight years
- ▶ Smith was one of only five quarterbacks nationally to throw for 30 or more touchdowns in two straight years
- ▶ Bailey led the nation in receiving touchdowns (25) and finished with the second highest amount ever in a single season
- ▶ Austin was the only player nationally to finish with 100 or more receptions for two straight years
- ▶ Austin was the only player nationally to finish with more than 2,000 all-purpose yards for two straight years
- ▶ Austin was the only player in NCAA history to finish his career with more than 3,000 receiving yards and more than 1,000 yards rushing
- ▶ Austin was the recipient of the Paul Hornung Award, the nation's most versatile player
- ▶ Austin was the recipient of the Jet Award, the nation's top returner
- ▶ Austin was named the Big 12 Conference co-Special Teams Player of the Year
- ▶ Bailey was a finalist for the Fred Biletnikoff Award
- ▶ Smith was a finalist for the Johnny Unitas Golden Arm and Manning Awards

2011

- ▶ Named FWAA First-Year Head Coach of the Year
- ▶ Posted a 10-3 mark in his first season as head coach, only WVU coach to win 10 games in his first year
- ▶ Led West Virginia to Big East Championship and BCS win, first WVU coach to accomplish that feat



West Virginia Head Coach Dana Holgorsen - Fourth Year

Year	School	Position	Record
2014	West Virginia	Head Coach	1-1
2013	West Virginia	Head Coach	4-8
2012	West Virginia	Head Coach	7-6
		<i>Pinstripe Bowl</i>	
2011	West Virginia	Head Coach	10-3
		<i>Big East Champions</i>	
		<i>Orange Bowl Champions</i>	
2010	Oklahoma State	Offensive Coordinator/Quarterbacks	11-2
		<i>Alamo Bowl Champions</i>	
2009	Houston	Offensive Coordinator/Quarterbacks	10-4
		<i>Armed Forces Bowl</i>	
2008	Houston	Offensive Coordinator/Quarterbacks	8-5
		<i>Armed Forces Bowl Champions</i>	
2007	Texas Tech	Co-Offensive Coordinator/Inside Receivers	9-4
		<i>Gator Bowl Champions</i>	
2006	Texas Tech	Co-Offensive Coordinator/Inside Receivers	8-5
		<i>Insight.com Bowl Champions</i>	
2005	Texas Tech	Co-Offensive Coordinator/Inside Receivers	9-3
		<i>Cotton Bowl</i>	
2004	Texas Tech	Inside Receivers	8-4
		<i>Holiday Bowl Champions</i>	
2003	Texas Tech	Inside Receivers	8-5
		<i>Houston Bowl Champions</i>	
2002	Texas Tech	Inside Receivers	9-5
		<i>Tangerine Bowl Champions</i>	
2001	Texas Tech	Inside Receivers	7-5
		<i>Alamo Bowl</i>	
2000	Texas Tech	Inside Receivers	7-6
		<i>Galleryfurniture.com Bowl</i>	
1999	Wingate	Quarterbacks/Wide Receivers	3-8
1998	Mississippi College	Quarterbacks/Wide Receivers /Special Teams	4-6
1997	Mississippi College	Quarterbacks/Wide Receivers /Special Teams	8-2
		<i>American Southwest Conference Champions</i>	
1996	Mississippi College	Quarterbacks/Wide Receivers /Special Teams	4-8
1995	Valdosta State	Quarterbacks/Wide Receivers /Special Teams	6-5
1994	Valdosta State	Quarterbacks/Wide Receivers /Special Teams	11-2
		<i>NCAA II National Quarterfinalist</i>	
1993	Valdosta State	Quarterbacks/Wide Receivers /Special Teams	8-3
Holgorsen Totals - at West Virginia - 22-18 Overall - 22-18 (Fourth Season)			

- ▶ Earned national rankings in 13-of-16 weeks of 2011 season in both the AP and USA Today Coaches Polls, reaching as high as No. 11 in the AP Poll and tied for No. 14 in the USA Today Coaches Poll
- ▶ Tied for fourth in wins among first-year head coaches nationally
- ▶ One of seven coaches to take his program to a BCS Bowl in his first year as a head coach, and only one of three (Larry Coker, 2001; Chris Peterson, 2007) to win the bowl game.
- ▶ Fourth WVU coach to make a bowl appearance and win in his first season (Bill Stewart, Dudley DeGroot, Marshall Glenn)
- ▶ Three Mountaineer players earned seven All-America honors
- ▶ Three Mountaineer players drafted in the NFL Draft, including the No. 15 pick, Bruce Irvin
- ▶ WVU led the BIG EAST with 10 all-conference honorees and the Special Teams Player of the Year, Austin
- ▶ WVU finished No. 6 nationally in passing offense, No. 13 in scoring offense and No. 15 in total offense.
- ▶ The Mountaineer offense ranked No. 67 in total offense in 2010, the year before Holgorsen arrived, and he took it to No. 15 in 2011.
- ▶ In 2011, Austin and Bailey were the fourth pair of 1,000-yard receivers nationally (Houston, USC, SMU).
- ▶ WVU was one of two schools nationally to have a 4,000-yard passer and two 1,000-yard receivers (Houston).
- ▶ Quarterback Geno Smith finished No. 5 nationally in passing yards per game, No. 8 in completions per game and total offense and No. 17 in passing efficiency.
- ▶ Austin finished No. 1 nationally in all-purpose yardage (198.0), No. 6 in punt returns, No. 8 in receptions per game, No. 20 in kickoff returns and No. 23 in receiving yards per game.
- ▶ Bailey finished No. 13 nationally in receiving yards per game.

Oklahoma State

- ▶ In 2010, was named a finalist for the Frank Broyles Award, signifying the top assistant coach in college football and named the rivals.com national offensive coordinator of the year
- ▶ In 2010, the Cowboys led the nation in total offense during the regular season and finished No. 2 in passing offense and No. 3 in total and scoring offense.

Holgorsen's Offensive Output

▶ Since 2005, Dana Holgorsen has been the mastermind behind some of the nation's most prolific offenses. Starting as the offensive coordinator at Texas Tech, then Houston and Oklahoma State, and now as the head coach at West Virginia, his offensive units are known for their ability to move the ball, pile up yardage and score a plethora of points.

4,000-Yard Passers

Graham Harrell/Texas Tech	2007	5,706
Case Keenum/Houston	2009	5,671
Case Keenum/Houston	2008	5,020
Graham Harrell/Texas Tech	2006	4,555
Geno Smith/West Virginia	2011	4,385
Brandon Weeden/Oklahoma State	2010	4,277
Cody Hodges/Texas Tech	2005	4,238
Geno Smith/West Virginia	2012	4,205

30+ Passing Touchdowns

Graham Harrell/Texas Tech	2007	48
Case Keenum/Houston	2009	44
Case Keenum/Houston	2008	44
Geno Smith/West Virginia	2012	42
Graham Harrell/Texas Tech	2006	38
Brandon Weeden/Oklahoma State	2010	34
Geno Smith/West Virginia	2011	31
Cody Hodges/Texas Tech	2005	31

1,000-Yard Rushers

Kendall Hunter/Oklahoma State	2010	1,548
Bryce Beall/Houston	2008	1,247
Charles Sims/West Virginia	2013	1,095

1,000-Yard Receivers

Michael Crabtree/Texas Tech	2007	1,962
Justin Blackmon/Oklahoma State	2010	1,782
Stedman Bailey/West Virginia	2012	1,622
Joe Filani/Texas Tech	2006	1,300
Tavon Austin/West Virginia	2012	1,289
Stedman Bailey/West Virginia	2011	1,279
Danny Amendola/Texas Tech	2007	1,245
James Cleveland/Houston	2009	1,214
Tavon Austin/West Virginia	2011	1,186
Joe Filani/Texas Tech	2005	1,048
Tyrone Carrier/Houston	2009	1,029
Tyrone Carrier/Houston	2008	1,026
Patrick Edwards/Houston	2009	1,021

90+ Receptions

Michael Crabtree/Texas Tech	2007	134
Tavon Austin, West Virginia	2012	114
Stedman Bailey/West Virginia	2012	114
Justin Blackmon/Oklahoma State	2010	111
Danny Amendola/Texas Tech	2007	109
James Cleveland/Houston	2009	104
Tavon Austin/West Virginia	2011	101
Tyrone Carrier/Houston	2009	91
Joe Filani/Texas Tech	2006	91

Double-Digit Receiving Touchdowns

Stedman Bailey/West Virginia	2012	25
Michael Crabtree/Texas Tech	2007	22
Justin Blackmon/Oklahoma State	2010	20
James Cleveland/Houston	2009	14
Joe Filani/Texas Tech	2006	13
Tavon Austin/West Virginia	2012	12
Stedman Bailey/West Virginia	2011	12
Mark Hafner/Houston	2009	11
Robert Johnson/Texas Tech	2006	11
Jarrett Hicks/Texas Tech	2005	10

Double-Digit Rushing Touchdowns

Taurean Henderson/Texas Tech	2005	17
Kendall Hunter/Oklahoma State	2010	16
Bryce Beall/Houston	2008	13
Shawne Alston/West Virginia	2011	12
Charles Sims/West Virginia	2013	11
Shannon Woods/Texas Tech	2006	10

1,800-Yard All-Purpose Yards

Tavon Austin/West Virginia	2012	2,910
Tavon Austin/West Virginia	2011	2,574
Tyrone Carrier/Houston	2009	2,213
Michael Crabtree/Texas Tech	2007	1,978
Justin Blackmon/Oklahoma State	2010	1,866
Tyrone Carrier/Houston	2008	1,844
Shannon Woods/Texas Tech	2006	1,808

**Offensive Output Under Holgorsen
(Continued)**

Team Rankings

2014 (West Virginia)

- Red Zone Offense - No. 1
- Completion Percentage - No. 3
- Passing Offense - No. 10
- Third-Down Conversion Pct. - No. 12
- First Down Offense - No. 13
- Passing Efficiency - No. 32
- Total Offense - No. 33

2012 (West Virginia)

- Passing Efficiency - No. 5
- Scoring Offense - No. 9
- Passing Offense - No. 10
- Total Offense - No. 10
- First Down Offense - No. 14

2011 (West Virginia)

- Passing Offense - No. 6
- Red Zone Offense - No. 11
- Scoring Offense - No. 13
- Total Offense - No. 15
- Passing Efficiency - No. 19
- First Down Offense - No. 27

2010 (Oklahoma State)

- Red Zone Offense - No. 1
- Passing Offense - No. 2
- Total Offense - No. 3
- Scoring Offense - No. 3
- First Down Offense - No. 4
- Tackles for Loss Allowed - No. 6
- Sacks Allowed - No. 7
- Passing Efficiency - No. 12
- Rushing Offense - No. 36

2009 (Houston)

- Passing Offense - No. 1
- Total Offense - No. 1
- Scoring Offense - No. 1
- First Down Offense - No. 1
- Tackles for Loss Allowed - No. 2
- Third Down Efficiency - No. 3
- Passing Efficiency - No. 7
- Sacks Allowed - No. 24
- Red Zone Offense - No. 28

2008 (Houston)

- Passing Offense - No. 2
- Total Offense - No. 2
- First Down Offense - No. 4
- Passing Efficiency - No. 8
- Scoring Offense - No. 10
- Third Down Efficiency - No. 11

2007 (Texas Tech)

- Passing Offense - No. 1
- Total Offense - No. 2
- Passing Efficiency - No. 5
- Scoring Offense - No. 7
- Tackles for Loss Allowed - No. 12
- Third Down Efficiency - No. 13
- Sacks Allowed - No. 22

2006 (Texas Tech)

- Passing Offense - No. 3
- Tackles for Loss Allowed - No. 3
- Total Offense - No. 6
- Scoring Offense - No. 13
- Passing Efficiency - No. 23
- Sacks Allowed - No. 24

2005 (Texas Tech)

- Passing Offense - No. 1
- Scoring Offense - No. 4
- Total Offense - No. 6
- Passing Efficiency - No. 14



- ▶ The Cowboy offense ranked No. 61 nationally in total offense in 2009, the year before Holgorsen arrived, and he took it to the No. 1 spot in 2010.
- ▶ Quarterback Brandon Weeden became the first OSU passer to earn first team all-Big 12 honors. He was a finalist for the Manning Award, given to the top quarterback in the nation.
- ▶ Receiver Justin Blackmon was named the recipient of the 2010 Biletnikoff Award, given to the top receiver in the nation, and running back Kendall Hunter was a finalist for the Doak Walker Award, given to the nation's top running back.
- ▶ Weeden, Hunter and Blackmon became only the second trio in NCAA history to pass for at least 3,000 yards, run for more than 1,500 yards and finish with more than 1,500 yards receiving in the same season.

Houston

- ▶ In 2009, UH led the nation in total offense with 563 yards per game, scoring offense with 42.2 points per game, and passing offense with 433.7 yards per game.
- ▶ In 2008, his first year at Houston, the Cougars ranked second in the nation in passing offense (401.6) and total offense (562.77). UH scored 40.62 points per game to rank 10th nationally.
- ▶ Houston quarterback Case Keenum led the nation in total offense in 2008 and 2009, with 403.15 yards of total offense per game as a sophomore and 416.36 yards of offense as a junior.
- ▶ Keenum ranked among the nation's top-10 passing efficiency leaders each of his two seasons under Holgorsen's watch.

Texas Tech

- ▶ During his tenure as offensive coordinator, the Red Raiders increased their offensive numbers from 324.8 yards per game to 529.6 yards per game.
- ▶ In 2007, Texas Tech led the nation in passing offense (470.31 yards per game), ranked second in total offense (529.62 yards per game) and was seventh in scoring offense (40.92 points per game).
- ▶ Quarterback Graham Harrell led the nation in total offense and receiver Michael Crabtree led the nation in receptions per game and receiving yards per game. Crabtree won the Biletnikoff Award as America's top receiver in 2007.
- ▶ In 2006, the Red Raiders ranked third nationally in passing offense and sixth in total offense. Harrell was third nationally in total offense with 344.38 yards per game.
- ▶ In 2005, Texas Tech led the nation in passing offense with 388.83 yards per game, was fourth in scoring offense at 39.42 points per game and was sixth in total offense with 495.83 yards per contest.
- ▶ Quarterback Cody Hodges ranked second in the country with 369.08 yards per game.

Wingate

- ▶ Coached Lucas Greene who led the team in scoring that season and went on to play in the NFL

Mississippi College

- ▶ Mississippi College won the American Southwest Conference in its first season in the league and averaged 432.0 yards per game in 1997.

Valdosta State

- ▶ Helped develop quarterback Chris Hatcher, who set an NCAA record, completing 74.7 percent of his passes on the Division II level in 1994.
- ▶ Hatcher's 10,588 passing yards ranked third on the NCAA career list at the time.
- ▶ Hatcher currently ranks second in the NCAA record books in career touchdown passes (116) and third in single-season touchdown passes (50 in 1994) and was the NCAA passing champion in 1994.

The Last Time ...

By The Mountaineers ...

30 Rushing Attempts: 31 by Andrew Buie at Texas/Oct. 6, 2012
40 Rushing Attempts: 40 by Quincy Wilson vs. Rutgers/Oct. 11, 2003
100 Rushing Yards: 149 by Charles Sims vs. Iowa State/Nov. 30, 2013
200 Rushing Yards: 344 by Tavon Austin vs. Oklahoma/Nov. 17, 2012
300 Rushing Yards: 344 by Tavon Austin vs. Oklahoma/Nov. 17, 2012
75-Yard Run (no touchdown): 79 by Noel Devine at Louisville/Nov. 22, 2008
75-Yard Touchdown Run: 76 by Charles Sims vs. Iowa State/Nov. 30, 2013
50-Yard Run (no touchdown): 51 by Dreamius Smith vs. Maryland/Sept. 21, 2013
50-Yard Touchdown Run: 75 by Dreamius Smith at Oklahoma/Sept. 7, 2013
2 Rushing Touchdowns: 2 by Charles Sims vs. Iowa State/Nov. 30, 2013
2 Rushing Touchdowns in Back-to-Back Games: 2 by Andrew Buie at Texas/Oct. 6, 2012 and vs. Baylor/Sept. 29, 2012
3 Rushing Touchdowns: 3 by Charles Sims vs. Texas/Nov. 9, 2013
Double 100-Yard Rushers: by Pat White (200) and Noel Devine (154) at Louisville/Nov. 22, 2008
Double 200-Yard Rushers: by Pat White (220) and Steve Slaton (215) at Pitt/Nov. 16, 2006
30 Pass Completions: 35 by Clint Trickett vs. Towson, Sept. 6, 2014
20 Pass Completions: 35 by Clint Trickett vs. Towson, Sept. 6, 2014
15 Pass Completions: 35 by Clint Trickett vs. Towson, Sept. 6, 2014
Consecutive Completions: 21 by Geno Smith vs. Kansas/Dec. 1, 2012
60 Pass Attempts: 65 by Geno Smith vs. LSU/Sept. 24, 2011
50 Pass Attempts: 50 by Clint Trickett vs. Oklahoma State/Sept. 28, 2013
40 Pass Attempts: 40 by Clint Trickett vs. Towson/Sept. 6, 2014
35 Pass Attempts: 40 by Clint Trickett vs. Towson/Sept. 6, 2014
30 Pass Attempts: 45 by Clint Trickett vs. Alabama/Aug. 30, 2014
3 Touchdown Passes: 3 by Ford Childress vs. Georgia State/Sept. 14, 2013
4 Touchdown Passes: 4 by Geno Smith vs. Oklahoma/Oct. 17, 2012
5 Touchdown Passes: 8 by Geno Smith vs. Baylor/Sept. 29, 2012
6 Touchdown Passes: 8 by Geno Smith vs. Baylor/Sept. 29, 2012
300 Yards Passing: 348 by Clint Trickett vs. Towson/Sept. 6, 2014
400 Yards Passing: 407 by Geno Smith vs. Kansas/Dec. 1, 2012
500 Yards Passing: 656 by Geno Smith vs. Baylor/Sept. 29, 2012
600 Yards Passing: 656 by Geno Smith vs. Baylor/Sept. 29, 2012
100 Yards Rushing and Passing: by Pat White (200/122) at Louisville/Nov. 22, 2008
200 Yards Rushing and Passing: by Pat White (220/204) at Pitt/Nov. 16, 2006
100 Yards Rushing and Receiving: by Steve Slaton (215/130) at Pitt/Nov. 16, 2006
300 Yards Total Offense: 362 by Clint Trickett vs. Towson/Sept. 6, 2014
400 Yards Total Offense: 412 by Geno Smith vs. Kansas/Dec. 1, 2012
500 Yards Total Offense: 687 by Geno Smith vs. Baylor/Sept. 29, 2012
600 Yards Total Offense: 687 by Geno Smith vs. Baylor/Sept. 29, 2012
10 Receptions: 10 by Kevin White vs. Towson/Sept. 6, 2014
9 Receptions: 10 by Kevin White vs. Towson/Sept. 6, 2014
4 Touchdown Receptions: 4 by Stedman Bailey vs. Oklahoma/Nov. 17, 2012
3 Touchdown Receptions: 4 by Stedman Bailey vs. Oklahoma/Nov. 17, 2012
2 Touchdown Receptions: 2 by Kevin White at Baylor/Oct. 4, 2013
Two Players with 2 Touchdown Receptions: 5 by Stedman Bailey and 2 by Tavon Austin vs. Baylor/Sept. 29, 2012
Double 100-Yard Receivers: 159 by Stedman Bailey and 110 by Tavon Austin vs. Kansas/Dec. 1, 2012
Three 100-Yard Receivers: 303 by Stedman Bailey, 215 by Tavon Austin and 114 by J.D. Woods vs. Baylor/Sept. 29, 2012
100 Yards Receiving: 101 by Kevin White vs. Towson/Sept. 6, 2014
150 Yards Receiving: 215 by Mario Alford vs. Iowa State/Nov. 30, 2013
200 Yards Receiving: 215 by Mario Alford vs. Iowa State/Nov. 30, 2013
75-Yard Touchdown Reception: 76 by Mario Alford from Clint Trickett vs. Iowa State Nov. 30, 2013
50-Yard Touchdown Reception: 76 by Mario Alford from Clint Trickett vs. Iowa State Nov. 30, 2013
50-Yard Reception (no touchdown): 50 by Ronald Carswell at Kansas State/Oct. 26, 2013
Rushing and Receiving Touchdown: by Charles Sims at TCU/Nov. 2, 2013
2 Rushing and 2 Receiving Touchdowns: by Steve Slaton at Pitt/Nov. 16, 2006
Kickoff Return For Touchdown: 100 yards by Mario Alford vs. Alabama/Aug. 30, 2014
Returned Opening Kick for a Touchdown: 98 yards by Tavon Austin vs. UConn/Oct. 24, 2009
Punt Return For Touchdown: 76 yards by Tavon Austin vs. TCU/Nov. 3, 2012
Punt Blocked and Returned For Touchdown: 1 yard by Thandi Smith (blocked, picked up and returned) at Rutgers/Oct. 8, 2005
Punt Blocked: by Willie Millhouse at USF/Dec. 1, 2011
Punt Blocked For Touchdown: Blocked by Jerry White and recovered by Joe Hunter vs. UCF/Nov. 1, 2003
Punt Blocked For Safety: by Jewone Snow vs. Texas/Nov. 9, 2013
Interception Return For Touchdown: 32 yards by Darwin Cook at Baylor/Oct. 4, 2013
Interception Return For Touchdown by a Defensive Lineman: 19 yards by Keilen Dykes at Syracuse/Oct. 6, 2007
Two Interceptions Returned for Touchdown: by Shawn Hackett (41) and Grant Wiley (22) vs. Boston College/Sept. 2, 2000



Daikiel Shorts



Daryl Worley



The Last Time ...

50-Yard Field Goal: 50 by Josh Lambert at Kansas State/Oct. 26, 2013
Field Goal Blocked: by Avery Williams vs. Iowa State/Nov. 30, 2013
Missed an Extra Point: by Josh Lambert at Kansas State/Oct. 26, 2013
Two Interceptions in a Game: 2 by Brodrick Jenkins at Rutgers/Oct. 29, 2011
Three Interceptions in a Game: 3 by Vann Washington vs. Louisiana Tech/Oct. 29, 1994
Four Interceptions in a Game: 4 by Mike Slater vs. Kentucky/Nov. 1, 1969
Intercepted Fumble Returned For Touchdown: no instance yet found
Fumble Returned For Touchdown: 38 yards by Karl Joseph vs. Iowa State/Nov. 30, 2013
Fumble Recovered For Touchdown: 0 yards by Karl Joseph at Baylor/Oct. 4, 2013
Two-Point Conversion By Rush: Tavon Austin at Iowa State/Nov. 23, 2012
Two-Point Conversion By Pass: Jock Sanders from Geno Smith at Marshall/Sept. 10, 2010
Defensive Extra Point: Matt Taffoni interception return at Pitt/Oct. 15, 1994
Extra Point Blocked: by Rick Sherrod at Maryland/Sept. 29, 2001
Team Gained 300 Yards Rushing: 458 vs. Oklahoma/Nov. 17, 2012
Team Gained 400 Yards Rushing: 458 vs. Oklahoma/Nov. 17, 2012
Team Gained 500 Yards Rushing: 517 vs. Connecticut/Nov. 24, 2007
Team Failed To Gain 100 Yards Rushing: 28 vs. Alabama/Aug. 30, 2014
Team Failed To Gain 50 Yards Rushing: 28 vs. Alabama/Aug. 30, 2014
Team Gained 300 Yards Passing: 355 vs. Towson/Sept. 6, 2014
Team Gained 400 Yards Passing: 407 vs. Kansas/Dec. 1, 2012
Team Failed To Gain 100 Yards Passing: 62 vs. Maryland/Sept. 21, 2012
Team Gained 500 Yards Total Offense: 568 vs. Iowa State/Nov. 30, 2013
Team Gained 600 Yards Total Offense: 606 vs. Towson/Sept. 6, 2014
Team Gained 700 Yards Total Offense: 778 vs. Oklahoma/Nov. 17, 2012
Team Gained 800 Yards Total Offense: 807 vs. Baylor/Sept. 29, 2012
Team Failed To Gain 200 Yards Total Offense: 175 vs. Maryland/Sept. 21, 2013
Team Failed To Get A First Down: no instance yet found
Team Failed To Get A Rushing First Down: vs. Texas Western/Nov. 25, 1950
Team Failed To Get A Passing First Down: vs. South Carolina/Dec. 30, 1969
Team Failed to Get a Third Down Conversion: vs. Syracuse (0/10)/Dec. 29, 2012
Team Had Six Turnovers: two interceptions, four fumbles vs. Maryland/Sept. 21, 2013
Successful Fake Punt: 18-yard run by Zac Cooper vs. Rutgers/Oct. 4, 2008
Scored 70+ Points: 70 vs. Baylor/Sept. 29, 2012
Scored 60+ Points: 70 vs. Baylor/Sept. 29, 2012
Scored 50+ Points: 54 vs. Towson/Sept. 6, 2014
Scored 40+ Points: 54 vs. Towson/Sept. 6, 2014
Scored 30+ Points: 54 vs. Towson/Sept. 6, 2014
Scored 40+ points in a Half: 49 vs. Clemson/Jan. 4, 2012
Scored 30+ points in a Quarter: 35 vs. Clemson (2nd)/Jan. 4, 2012
Shutout Recorded: 54-0 vs. Towson/Sept. 6, 2014
Safety Scored: Shaq Riddick forced Towson quarterback Connor Frazier into intentional grounding from the end zone for a safety/Sept. 6, 2014
Two Safeties Scored: at Syracuse/Sept. 25, 2000
Played An Overtime Game: L/55-44 (3OT) vs. Iowa State/Nov. 30, 2013
Played back-to-back Overtime Games: L 47-40 (1OT) vs. Texas/Nov. 9, 2013; W 30-27 (1OT) at TCU/Nov. 2, 2013
Won Game Without An Offensive TD: at Syracuse/Sept. 5, 2005
Won Game Without a Rushing TD: vs. Maryland/Sept. 22, 2012



Dreamius Smith

Versus West Virginia ...

30 Rushing Attempts: 33 by Jordan Todman of UConn/Oct 29, 2010
100 Rushing Yards: 126 by T.J. Yeldon and 113 by Derrick Henry of Alabama/Aug. 30, 2014
200 Rushing Yards: 211 by James Sims of Kansas/Nov. 16, 2013
75-Yard Run: 80 by Lache Seastrunk of Baylor/Oct. 4, 2013
50-Yard Touchdown Run: 54 by Grant Rohach of Iowa State/Nov. 30, 2013
50-Yard Non-Touchdown Run: 62 by James Sims of Kansas/Nov. 16, 2013
3 Rushing Touchdowns: 3 by James Sims of Kansas/Nov. 16, 2013
2 Players Rushing for 100 Yards: 126 by T.J. Yeldon and 113 by Derrick Henry of Alabama/Aug. 30, 2014
20 Pass Completions: 24 by Blake Sims of Alabama/Aug. 30, 2014
30 Pass Completions: 40 by Casey Pachall of TCU/Nov. 2, 2013
50 Pass Attempts: 58 by Casey Pachall of TCU/Nov. 2, 2013
40 Pass Attempts: 49 by Case McCoy vs. Texas/Nov. 9, 2013
30 Pass Attempts: 33 by Blake Sims of Alabama/Aug. 30, 2014
3 Touchdown Passes: 4 by Grant Rohach of Iowa State/Nov. 30, 2013
4 Touchdown Passes: 4 by Grant Rohach of Iowa State/Nov. 30, 2013
300 Yards Passing: 331 by Grant Rohach of Iowa State/Nov. 30, 2013
400 Yards Passing: 462 by Davis Webb of Texas Tech/Oct. 19, 2013
500 Yards Passing: 554 by Landry Jones of Oklahoma/Nov. 17, 2012
100 Yards Rushing & 200 Yards Passing: by B.J. Daniels of USF (104/232)/Oct. 30, 2009
100 Yards Rushing & 100 Yards Passing: by Sam Richardson of Iowa State (119/162)/Nov. 23, 2012
300 Yards Total Offense: 397 by Grant Rohach of Iowa State/Nov. 30, 2013



Wendell Smallwood

The Last Time ...

10 Receptions: 12 by Amani Cooper of Alabama/Aug. 30, 2014
2 Touchdown Receptions: 2 by Quenton Bundrage and Justin Coleman of Iowa State/Nov. 30, 2013
3 Touchdown Receptions: 3 by Tyler Lockett of Kansas State/Oct. 26, 2013
4 Touchdown Receptions: 4 by Kenny Stills of Oklahoma/Nov. 17, 2012
100 Yards Receiving: 130 by Amani Cooper of Alabama/Aug. 30, 2014
150 Yards Receiving: 170 by Antwan Goodley of Baylor/Oct. 4, 2013
200 Yards Receiving: 314 by Terrance Williams of Baylor/Sept. 29, 2012
Double 100-Yard Receivers: 112 by Curry Sexton and 111 by Tyler Lockett of Kansas State/Oct. 26, 2013
50-Yard Touchdown Reception: 62 by Quenton Bundrage from Grant Rohach of Iowa State/Nov. 30, 2013
75-Yard Touchdown Reception: 76 by Jalen Saunders from Landry Jones of Oklahoma/Nov. 17, 2012
50-Yard Reception (no touchdown): 76 by Sterling Shepard from Landry Jones of Oklahoma/Nov. 17, 2012
Rushing and Receiving Touchdown: 2 rushing & 1 receiving by Prince Tyson-Gulley of Syracuse/Dec. 29, 2012
Passing and Rushing Touchdown: by Grant Rohach of Iowa State/Nov. 30, 2013
Kickoff Return For Touchdown: 96 yards Justin Gilbert of Oklahoma State Nov. 10, 2012
Opening Kickoff Return for Touchdown: 100 yards by Mardy Gilyard of Cincinnati/Nov. 8, 2008
Punt Return For Touchdown: 87 yards by Andrew Booker of Marshall/Sept. 4, 2011
2 Players Return Punts For Touchdown: by DeJuan Tribble (41) and Will Blackmon (71) of Boston College/Nov. 13, 2004
Punt Blocked: blocked by C.J. Crawford of Marshall/Sept. 1, 2012
Punt Blocked/Recovered in End Zone For Touchdown: blocked by Alex Lewis and recovered in end zone by Kareem Timbers of Wisconsin/Aug. 30, 2003
Punt Blocked/Returned For Touchdown: blocked by Marcus Gildersleeve and returned 17 yards by Ricky Hall of Virginia Tech/Oct. 31, 1998
Interception Return For Touchdown: 28 yards by A.J. Henty of Maryland/Sept. 21, 2013
50-Yard Field Goal: 50 by Brad Craddock of Maryland/Sept. 21, 2013
Field Goal Blocked: by Kebo Agostinho of Kansas/Nov. 16, 2013
Blocked Field Goal Returned For Touchdown: 82 yards by Andrew Johnson of Louisville/Nov. 5, 2011
Intercepted Fumble Returned For Touchdown: 75 yards by Tim Quense of Pitt/Oct. 1, 1983
Fumble Recovered/Returned For Touchdown: 0 yards by Jackson Jeffcoat of Texas/Oct. 6, 2012
Two-Point Conversion By Rush: by Davin Meggett of Maryland/Sept. 17, 2011
Two-Point Conversion By Pass: by E.J. Bibbs from Grant Rohach of Iowa State Nov. 30, 2013
Defensive Extra Point: has not yet occurred
Extra Point Blocked: by Travis Britz of Kansas State/Oct. 26, 2013
Punt Blocked For Safety: by Chris Nofoaiga of Idaho/Oct. 7, 2000
Team Gained 400 Yards Rushing: 468 by Baylor/Oct. 4, 2013
Team Gained 300 Yards Rushing: 315 by Kansas/Nov. 16, 2013
Team Gained 200 Yards Rushing: 288 by Alabama/Aug. 30, 2014
Team Failed To Gain 100 Yards Rushing: 42 by Towson/Sept. 6, 2014
Team Finished With Negative Rushing Yards: Minus-10 by Maryland/Sept. 18, 2010
Team Gained 300 Yards Passing: 331 by Iowa State/Nov. 30, 2013
Team Gained 400 Yards Passing: 462 by Texas Tech/Oct. 19, 2013
Team Failed To Gain 100 Yards Passing: 80 by Towson/Sept. 6, 2014
Team Gained 500 Yards Total Offense: 575 by Iowa State/Nov. 30, 2013
Team Failed To Gain 250 Yards Total Offense: 122 by Towson/Sept. 6, 2014
Team Failed To Gain 200 Yards Total Offense: 122 by Towson/Sept. 6, 2014
Team Failed To Gain 100 Yards Total Offense: 90 by Rutgers/Oct. 12, 2002
Team Failed To Get A First Down: no instance yet found
Team Failed To Get A Rushing First Down: by Western Michigan/Sept. 7, 1996
Team Failed To Get A Passing First Down: by Pitt/Oct. 10, 1981
Successful Fake Punt: by Kirby Van Der Kamp of Iowa State/Nov. 30, 2012
Team Scored 50+ Points: 52 by Iowa State/Nov. 30, 2013
Team Scored 40+ Points: 52 by Iowa State/Nov. 30, 2013
Team Scored 30+ Points: 33 by Alabama/Aug. 30, 2014
Shutout Recorded: 37-0 by Maryland/Sept. 21, 2013
Safety Scored: When WVU's Geno Smith was tackled in the end zone by Syracuse's Cameron Lynch and Siriki Diabate, and when Smith was called for intentional grounding when he was being tackled by Brandon Sharpe/Dec. 29, 2012
Two Safeties Scored: When WVU's Geno Smith was tackled in the end zone by Syracuse's Cameron Lynch and Siriki Diabate, and when Smith was called for intentional grounding when he was being tackled by Brandon Sharpe/Dec. 29, 2012



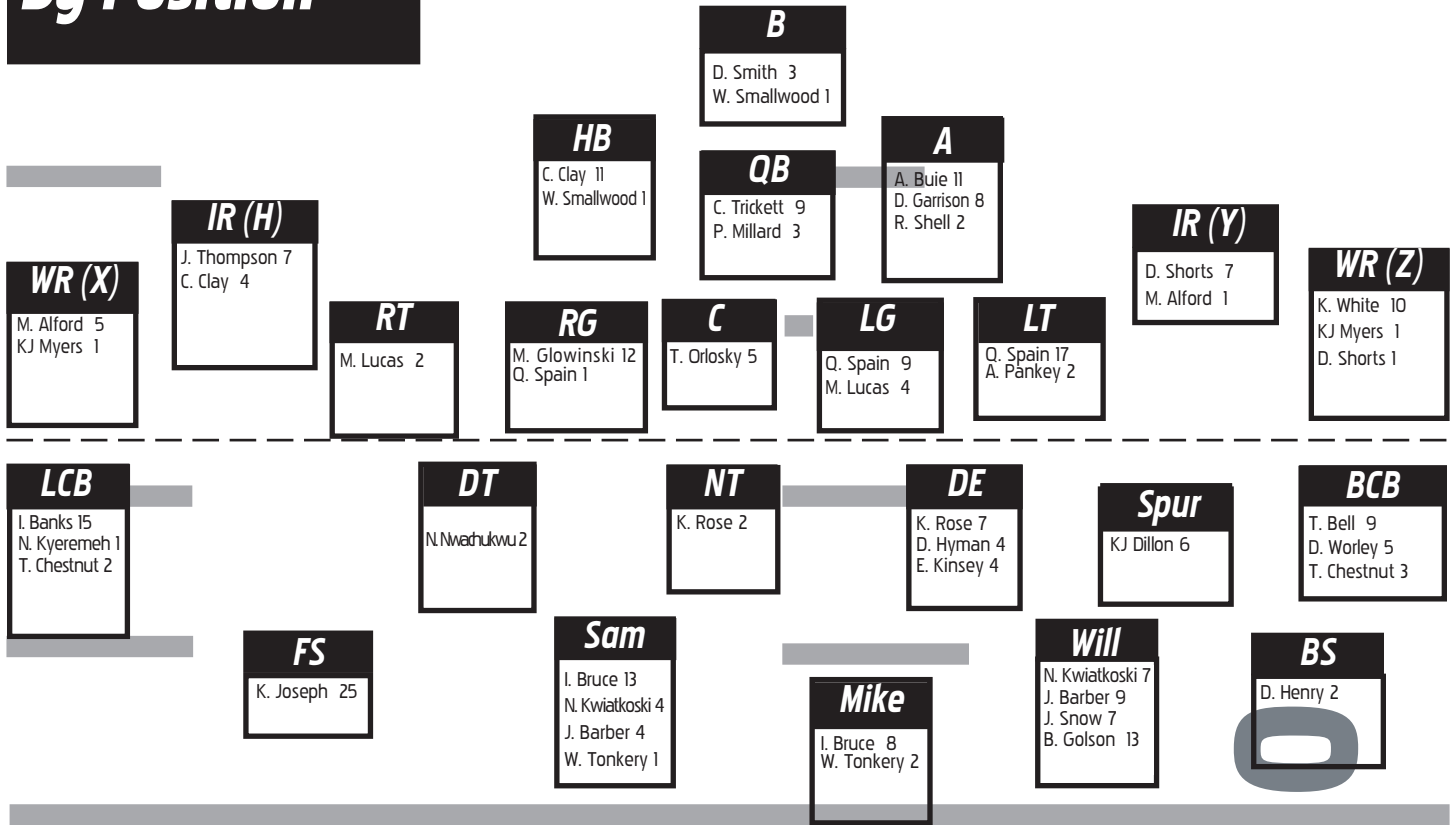
Dontrill Hyman



Karl Joseph



Career Starts By Position



2014 Offense Game-By-Game Starters

Game	WR (X)	IR (H)	IR (Y)	WR (Z)	LT	LG	C	RG	RT	A	B	HB	QB
Alabama	Alford	Thompson	--	White	Pankey	Spain	Orlosky	Glowinski	Lucas	Shell	Smallwood	--	Trickett
Towson	Alford	Thompson	--	White	Pankey	Spain	Orlosky	Glowinski	Lucas	Shell	--	Clay	Trickett
Maryland													
Oklahoma													
Kansas													
Texas Tech													
Baylor													
Oklahoma State													
TCU													
Texas													
Kansas State													
Iowa State													

2014 Defense Game-By-Game Starters

Game	DT	NT	DE	Sam	Mike	Will	Spur	LCB	FS	BS	RCB
Alabama	Nwachukwu	Rose	Hyman	Tonkery	Kwiatkoski	Golson	Dillon	Chestnut	Henry	Joseph	Worley
Towson	Nwachukwu	Rose	Hyman	Tonkery	Kwiatkoski	Golson	Dillon	Chestnut	Henry	Joseph	Worley
Maryland											
Oklahoma											
Kansas											
Texas Tech											
Baylor											
Oklahoma State											
TCU											
Texas											
Kansas State											
Iowa State											

Mountaineer OFFENSE



[Wide Receiver]

Mario Alford

Height: 5-8 Weight: 177
 Class: Senior
 Previous School: Georgia Military
 Hometown: Greenville, Ga.

2014 Notes

- ▶ Transferred to WVU from Georgia Military in 2013
- ▶ Played in 14 games and started seven
- ▶ Ranks No. 12 in the Big 12 in all-purpose yards
- ▶ Ranks No. 10 in the Big 12 in receptions per game

2014 Game-By-Game

Opponent	Rec.	Yds.	TD	Lg	Att.	Net.	TD	Lg
Alabama	5	54	0	16	0	0	0	0
Towson	5	21	0	8	0	0	0	0
Maryland								
Oklahoma								
Kansas								
Texas Tech								
Baylor								
Okla. State								
TCU								
Texas								
K-State								
Iowa State								
Totals	10	75	0	16	0	0	0	0

2014 Single-Game Bests

Receptions5 vs. Alabama, vs. Towson
 Receiving Yards54 vs. Alabama
 Receiving Touchdowns
 Long Reception16 vs. Alabama
 Rushing Yards.....
 Rushing Attempts.....
 Rushing Touchdowns.....
 Long Rush

Career Bests

Receptions8 vs. Iowa State ('13)
 Receiving Yards215 vs. Iowa State ('13)
 Receiving Touchdowns ..1 vs. Texas ('13), vs. Iowa State ('13)
 Long Reception.....76 vs. Iowa State ('13)
 Rushing Yards.....22 vs. Georgia State ('13)
 Rushing Attempts2 vs. Georgia State ('13)
 Rushing Touchdowns.....
 Long Rush24 vs. Georgia State ('13)

Alford's Receiving Statistics

Year	Games	No.	Yards	Avg.	TD	Long
2014	2	10	75	7.5	0	16
2013	12	27	552	20.4	2	76
Totals	14	37	627	16.9	2	76

Alford's Rushing Statistics

Year	Games	Att.	Yards	Avg.	TD	Long
2014	2	0	0	0	0	0
2013	12	5	51	9.4	0	24
Totals	14	5	51	9.4	0	24



[Running Back]

Andrew Buie

Height: 5-9 Weight: 185
 Class: Redshirt Junior
 Previous School: Trinity Christian
 Hometown: Jacksonville, Fla.

2014 Notes

- ▶ Played in 25 games and started 11
- ▶ In first action since 2012, scored on a three-yard run against Towson and had nine carries for 70 yards with a long of 26

2014 Game-By-Game

Opponent	Att.	Net.	Avg.	TD	Lg	Rec.	Yds.	TD
Alabama			DNP					
Towson	9	70	7.8	1	26	0	0	0
Maryland								
Oklahoma								
Kansas								
Texas Tech								
Baylor								
Okla. State								
TCU								
Texas								
K-State								
Iowa State								
Totals	9	70	7.8	1	26	0	0	0

2014 Single-Game Bests

Rushing Yards.....70 vs. Towson
 Rushing Attempts9 vs. Towson
 Rushing Touchdowns.....1 vs. Towson
 Long Rush26 vs. Towson
 Receptions
 Receiving Yards
 Receiving Touchdowns
 Long Reception

Career Bests

Rushing Yards.....207 at Texas ('12)
 Rushing Attempts31 at Texas ('12)
 Rushing Touchdowns.....2 vs. Baylor ('12), at Texas ('12)
 Long Rush30 at Texas ('12)
 Receptions6 vs. TCU ('12)
 Receiving Yards90 vs. JMU ('12)
 Receiving Touchdowns
 Long Reception.....42 vs. Kansas ('12)

Buie's Rushing Statistics

Year	Games	Att.	Yards	Avg.	TD	Long
2014	1	9	70	7.8	1	26
2012	13	179	851	4.8	7	30
2011	11	51	172	3.4	1	12
Totals	25	239	1,093	4.6	9	30

Buie's Receiving Statistics

Year	Games	No.	Yards	Avg.	TD	Long
2014	1	0	0	0	0	0
2012	13	28	318	11.4	0	42
2011	11	13	85	6.5	0	20
Totals	25	41	403	9.8	0	42



[Tight End / Fullback]

Cody CLAY

Height: 6-4 Weight: 262
 Class: Redshirt Junior
 Previous School: George Washington
 Hometown: Alum Creek, W.Va.

2014 Notes

- ▶ Played in 27 games and started 16
- ▶ Iron Mountaineer honoree (2014) for excellence in the weight room
- ▶ Tallied first receptions of season against Towson

2014 Game-By-Game

Opponent	No.	Yards	Avg.	TD	Lg
Alabama	0	0	0	0	0
Towson	2	12	6.0	0	7
Maryland					
Kansas					
Texas Tech					
Baylor					
Oklahoma State					
TCU					
Texas					
Kansas State					
Iowa State					
Totals	2	12	6.0	0	7

2014 Single-Game Bests

Receptions2 vs. Towson
 Receiving Yards12 vs. Towson
 Receiving Touchdowns
 Long Reception7 vs. Towson

Career Bests

Receptions3 vs. Oklahoma State ('13)
 Receiving Yards27 vs. Oklahoma State ('13)
 Receiving Touchdowns1 at TCU ('13)
 Long Reception19 vs. Oklahoma ('12)

Clay's Receiving Statistics

Year	Games	No.	Yards	Avg.	TD	Long
2014	2	2	12	6.0	0	7
2013	12	9	73	8.1	1	12
2012	13	2	29	14.5	0	19
Totals	27	13	114	8.8	1	19



Mountaineer OFFENSE



Quarterback
William CREST, Jr.
 Height: 6-2 Weight: 214
 Class: Freshman
 Previous School: Dunbar
 Hometown: Baltimore, Md.

2014 Notes

- ▶ Made first career appearance against Towson and scored on a four-yard run, becoming the first true-freshman quarterback to account for points in his first career game since Paul Millard did so in 2011
- ▶ Also completed 3-of-4 passes against the Tigers, with a long of nine yards

2014 Game-By-Game

Opponent	Comp.	Att.	Int.	Pct.	Yards	TDs	Long
Alabama				DNP			
Towson	3	4	0	.750	7	0	9
Maryland							
Oklahoma							
Kansas							
Texas Tech							
Baylor							
Okla. State							
TCU							
Texas							
K-State							
Iowa State							
Totals	3	4	0	.750	7	0	9

2014 Single-Game Bests


Rushing Yards.....27 vs. Towson
 Rushing Attempts5 vs. Towson
 Rushing Touchdowns.....1 vs. Towson
 Long Rush13 vs. Towson
 Passing Attempts.....4 vs. Towson
 Passing Completions.....3 vs. Towson
 Passing Yards.....7 vs. Towson
 Passing Touchdowns.....
 Long Completion9 vs. Towson

Crest, Jr.'s Passing Statistics

Year	Games	C/A	Pct.	Yards	TD	Int.	Long
2014	1	3/4	.750	9	0	0	9

Crest, Jr.'s Rushing Statistics

Year	Games	Att.	Yards	Avg.	TD	Long
2014	1	5	27	5.5	1	13



Running Back
Dustin GARRISON
 Height: 5-9 Weight: 181
 Class: Redshirt Junior
 Previous School: Pearland
 Hometown: Pearland, Texas

2014 Notes

- ▶ Played in 27 career games and started eight

2014 Game-By-Game

Opponent	Att.	Net.	Avg.	TD	Lg	Rec.	Yds.	TD
Alabama	1	2	2.0	0	2	0	0	0
Towson	4	9	2.2	0	6	0	0	0
Maryland								
Oklahoma								
Kansas								
Texas Tech								
Baylor								
Okla. State								
TCU								
Texas								
K-State								
Iowa State								
Totals	5	11	2.2	0	6	0	0	0

2014 Single-Game Bests

Rushing Yards.....9 vs. Towson
 Rushing Attempts4 vs. Towson
 Rushing Touchdowns.....
 Long Rush6 vs. Towson
 Receptions
 Receiving Yards
 Receiving Touchdowns
 Long Reception.....

Career Bests

Rushing Yards.....291 vs. Bowling Green ('11)
 Rushing Attempts32 vs. Bowling Green ('11)
 Rushing Touchdowns.....2 vs. Bowling Green ('11)
 Long Rush49 vs. Bowling Green ('11)
 Receptions5 at Syracuse ('11)
 Receiving Yards51 vs. Norfolk State ('11)
 Receiving Touchdowns
 Long Reception.....36 vs. Norfolk State ('11)

Garrison's Rushing Statistics

Year	Games	Att.	Yards	Avg.	TD	Long
2014	2	5	11	2.2	0	6
2013	3	4	19	4.8	0	16
2012	10	46	207	4.5	2	26
2011	12	136	742	5.5	6	42
Totals	27	191	979	5.1	8	42



Wide Receiver
Shelton GIBSON
 Height: 6-1 Weight: 188
 Class: Redshirt Freshman
 Previous School: Cleveland Heights
 Hometown: Cleveland, Ohio

2014 Notes

- ▶ Saw first collegiate action against Alabama

Opponent	No.	Yards	Avg.	TD	Lg
Alabama	1	4	4.0	0	4
Towson	2	9	4.5	0	9
Maryland					
Oklahoma					
Kansas					
Texas Tech					
Baylor					
Okla. State					
TCU					
Texas					
K-State					
Iowa State					
Totals	3	13	4.3	0	9

2014 Single-Game Bests

Receptions2 vs. Towson
 Receiving Yards9 vs. Towson
 Receiving Touchdowns
 Long Reception.....9 vs. Towson

Gibson's Receiving Statistics

Year	Games	No.	Yards	Avg.	TD	Long
2014	2	3	13	4.3	0	9

Mountaineer OFFENSE



[Quarterback]

Paul MILLARD
 Height: 6-2 Weight: 222
 Class: Senior
 Previous School: Flower Mound
 Hometown: Flower Mound, Texas

14

2014 Notes

- ▶ Played in 18 career games and started three

2014 Game-By-Game

Opponent	Comp.	Att.	Int.	Pct.	Yards	TD	Long
Alabama			DNP				
Towson			DNP				
Maryland							
Oklahoma							
Kansas							
Texas Tech							
Baylor							
Okla. State							
TCU							
Texas							
K-State							
Iowa State							
Totals							

2014 Single-Game Bests

Rushing Yards.....	
Rushing Attempts.....	
Rushing Touchdowns.....	
Long Rush.....	
Passing Attempts.....	
Passing Completions.....	
Passing Yards.....	
Passing Touchdowns.....	
Long Completion.....	

Career Bests

Rushing Yards.....	3 vs. Norfolk State ('11)
Rushing Attempts.....	5 vs. Texas
Rushing Touchdowns.....	
Long Rush.....	3 at Kansas ('13)
Passing Attempts.....	42 at Kansas ('13)
Passing Completions.....	23 at Kansas ('13)
Passing Yards.....	259 vs. Texas ('13)
Passing Touchdowns.....	2 at Baylor ('13), at Kansas ('13)
Long Completion.....	72 vs. Texas ('13)

Millard's Passing Statistics

Year	Games	C/A	Pct.	Yards	TD	Int.	Long
2014	--	--	--	--	--	--	--
2013	7	93/168	.554	1122	6	6	72
2012	7	9/19	.474	87	2	1	37
2011	4	7/15	.467	124	1	2	45
Totals	18	109/202	.540	1,333	9	9	72



[Running Back]

Rushel SHELL
 Height: 5-10 Weight: 215
 Class: Redshirt Sophomore
 Previous School: Pitt
 Hometown: Hopewell, Pa.

7

2014 Notes

- ▶ Transferred to WVU from Pitt in 2013
- ▶ In the Big 12, ranks No. 13 in rushing yards and No. 14 in rushing yards per game
- ▶ Earned first career start as a Mountaineer against Alabama
- ▶ Talled a team-best 38 rushing yards vs. Alabama and caught two passes for 19 yards
- ▶ Scored first touchdown on a two-yard rush against Towson
- ▶ Ran for a game-best 71 yards against the Tigers

2014 Game-By-Game

Opponent	Att.	Net.	Avg.	TD	Lg	Rec.	Yds.	TD
Alabama	10	38	3.8	0	14	2	19	0
Towson	14	71	5.1	1	16	4	47	0
Maryland								
Oklahoma								
Kansas								
Texas Tech								
Baylor								
Okla. State								
TCU								
Texas								
K-State								
Iowa State								
Totals	24	109	4.5	1	16	6	66	0

2014 Single-Game Bests

Rushing Yards.....	71 vs. Towson
Rushing Attempts.....	14 vs. Towson
Rushing Touchdowns.....	1 vs. Towson
Long Rush.....	16 vs. Towson
Receptions.....	4 vs. Towson
Receiving Yards.....	47 vs. Towson
Receiving Touchdowns.....	
Long Reception.....	19 vs. Alabama

Shell's Rushing Statistics

Year	Games	Att.	Yards	Avg.	TD	Long
2014	2	24	109	4.5	1	16

Shell's Receiving Statistics

Year	Games	No.	Yards	Avg.	TD	Long
2014	2	6	66	11.0	0	19



[Wide Receiver]

Daikiel SHORTS
 Height: 6-1 Weight: 198
 Class: Sophomore
 Previous School: Eastern Christian
 Hometown: Clayton, N.J.

6

2014 Notes

- ▶ Played in 14 games and started nine
- ▶ Made season-best catch of 21 yards against Towson

2014 Game-By-Game

Opponent	No.	Yards	Avg.	TD	Lg
Alabama	0	0	0	0	0
Towson	4	44	11.0	0	21
Maryland					
Oklahoma					
Kansas					
Texas Tech					
Baylor					
Okla. State					
TCU					
Texas					
K-State					
Iowa State					
Totals	4	44	11.0	0	21

2014 Single-Game Bests

Receptions.....	4 vs. Towson
Receiving Yards.....	44 vs. Towson
Receiving Touchdowns.....	
Long Reception.....	21 vs. Towson


Career Bests

Receptions.....	9 vs. Texas Tech ('13)
Receiving Yards.....	98 at TCU ('13)
Receiving Touchdowns.....	2 vs. Georgia State ('13)
Long Reception.....	38 at TCU ('13)

Shorts' Receiving Statistics

Year	Games	No.	Yards	Avg.	TD	Long
2014	2	4	44	11.0	0	21
2013	12	45	495	11.0	2	38
Totals	14	49	539	11.0	2	38

Mountaineer OFFENSE



Running Back

Wendell SMALLWOOD
 Height: 5-11 Weight: 200
 Class: Sophomore
 Previous School: Eastern Christian
 Hometown: Wilmington, Del.

2014 Notes

- ▶ Played in 14 games and started two
- ▶ Ranks No. 11 in the Big 12 in receiving yards, and No. 14 in receptions per game
- ▶ Caught a career-best six receptions for 73 yards, also a career high, against Alabama
- ▶ Second on team with 55 receiving yards against Towson

2014 Game-By-Game

Opponent	Att.	Net.	Avg.	TD	Lg	Rec.	Yds.	TD
Alabama	5	9	1.8	0	4	6	73	0
Towson	8	33	4.1	1	16	3	55	0
Maryland								
Oklahoma								
Kansas								
Texas Tech								
Baylor								
Okla. State								
TCU								
Texas								
K-State								
Iowa State								
Totals	13	42	3.2	1	16	9	128	0

2014 Single-Game Bests

Rushing Yards.....33 vs. Towson
 Rushing Attempts8 vs. Towson
 Rushing Touchdowns.....1 vs. Towson
 Long Rush16 vs. Towson
 Receptions6 vs. Alabama
 Receiving Yards73 vs. Alabama
 Receiving Touchdowns1 vs. William & Mary ('13), vs. Towson ('14)
 Long Reception25 vs. Towson

Career Bests

Rushing Yards.....62 vs. Georgia State ('13)
 Rushing Attempts .8 vs. Georgia State ('13), vs. Towson ('14)
 Rushing Touchdowns..1 vs. William & Mary ('13), vs. Towson ('14)
 Long Rush38 vs. Georgia State ('13)
 Receptions6 vs. Alabama ('14)
 Receiving Yards73 vs. Alabama ('14)
 Receiving Touchdowns1 vs. William & Mary ('13), vs. Towson ('14)
 Long Reception.....30 at Kansas ('13)

Smallwood's Rushing Statistics

Year	Games	Att.	Yards	Avg.	TD	Long
2014	2	13	42	3.2	1	16
2013	12	39	221	5.7	1	38
Totals	14	52	263	5.1	2	38

Smallwood's Receiving Statistics

Year	Games	No.	Yards	Avg.	TD	Long
2014	2	9	128	14.2	0	25
2013	12	11	132	12.0	0	30
Totals	14	20	260	13.0	0	30



Running Back

Dreamius SMITH
 Height: 6-0 Weight: 217
 Class: Senior
 Previous School: Butler CC
 Hometown: Wichita, Kan.

2014 Notes

- ▶ Played in 14 games and started three

2014 Game-By-Game

Opponent	Att.	Net.	Avg.	TD	Lg	Rec.	Yds.	TD
Alabama	3	9	3.0	0	5	0	0	0
Towson	7	16	2.3	0	5	1	4	0
Maryland								
Oklahoma								
Kansas								
Texas Tech								
Baylor								
Okla. State								
TCU								
Texas								
K-State								
Iowa State								
Totals	10	25	2.5	0	5	1	4	0

2014 Single-Game Bests

Rushing Yards.....16 vs. Towson
 Rushing Attempts7 vs. Towson
 Rushing Touchdowns.....1 vs. Towson
 Long Rush5 vs. Alabama, vs. Towson
 Receptions1 vs. Towson
 Receiving Yards4 vs. Towson
 Receiving Touchdowns1 vs. Towson
 Long Reception4 vs. Towson

Career Bests


Rushing Yards.....89 vs. Texas Tech ('13)
 Rushing Attempts16 vs. Texas Tech ('13)
 Rushing Touchdowns2 vs. Texas Tech ('13)
 Long Rush75 at Oklahoma ('13)
 Receptions2 at TCU ('13)
 Receiving Yards11 at TCU ('13)
 Receiving Touchdowns1 vs. Towson ('14)
 Long Reception9 at TCU ('13)

Smith's Rushing Statistics

Year	Games	Att.	Yards	Avg.	TD	Long
2014	2	10	25	2.5	0	5
2013	12	103	494	4.8	5	75
Totals	14	113	519	4.6	5	75

Smith's Receiving Statistics

Year	Games	No.	Yards	Avg.	TD	Long
2014	2	1	4	4.0	0	4
2013	12	2	11	5.5	0	9
Totals	14	3	15	5.0	0	9



Wide Receiver

Jordan THOMPSON
 Height: 5-7 Weight: 165
 Class: Junior
 Previous School: Katy
 Hometown: Katy, Texas

2014 Notes

- ▶ Played in 25 games and started six
- ▶ Ranks No. 10 in the Big 12 in receptions per game and No. 12 in receiving yards
- ▶ Career day against Alabama with five catches for 62 yards, including a long of 32
- ▶ First career touchdown against Towson, a 19-yard pass from Trickett
- ▶ Second on team with five catches against the Tigers

2014 Game-By-Game

Opponent	No.	Yards	Avg.	TD	Lg
Alabama	5	62	12.4	0	32
Towson	5	52	10.4	1	19
Maryland					
Oklahoma					
Kansas					
Texas Tech					
Baylor					
Okla. State					
TCU					
Texas					
K-State					
Iowa State					
Totals	10	114	11.4	1	32

2014 Single-Game Bests

Receptions5 vs. Alabama, vs. Towson
 Receiving Yards62 vs. Alabama
 Receiving Touchdowns1 vs. Towson
 Long Reception32 vs. Alabama

Career Highs

Receptions5 (3 times)
 Receiving Yards62 at Alabama ('14)
 Receiving Touchdowns1 vs. Towson ('14)
 Long Reception32 at Alabama ('14)

Thompson's Receiving Statistics

Year	Games	No.	Yards	Avg.	TD	Long
2014	2	10	114	11.4	1	32
2013	10	23	178	7.7	0	17
2012	13	13	85	6.5	0	15
Totals	25	46	377	8.2	1	32

Mountaineer OFFENSE



[Fullback/Tight End]
Elijah Wellman
 Height: 6-1 Weight: 238
 Class: Redshirt Freshman
 Previous School: Spring Valley
 Hometown: Huntington, W.Va.

2014 Notes

- ▶ Saw first collegiate action against Alabama
- ▶ Finished with a 10-yard reception against the Tide
- ▶ First career rush against Towson

2014 Game-By-Game

Opponent	Att.	Net.	Avg.	TD	Lg	Rec.	Yds.	TD
Alabama	0	0	0	0	0	1	10	0
Towson	1	2	2.0	0	2	1	-2	0
Maryland								
Oklahoma								
Kansas								
Texas Tech								
Baylor								
Okla. State								
TCU								
Texas								
K-State								
Iowa State								
Totals	1	2	2.0	0	2	1	8	0

2014 Single-Game Bests


Rushing Yards..... 2 vs. Towson
 Rushing Attempts1 vs. Towson
 Rushing Touchdowns.....
 Long Rush2 vs. Towson
 Receptions1 vs. Alabama, vs. Towson
 Receiving Yards10 vs. Alabama
 Receiving Touchdowns
 Long Reception.....10 vs. Alabama

Wellman's Rushing Statistics

Year	Games	Att.	Yards	Avg.	TD	Long
2014	2	2	2	2.0	0	2

Wellman's Receiving Statistics

Year	Games	No.	Yards	Avg.	TD	Long
2014	2	2	8	4.0	0	10



[Quarterback]
Clint TRICKETT
 Height: 6-2 Weight: 186
 Class: Redshirt Senior
 Previous School: Florida State
 Hometown: Tallahassee, Fla.

2014 Notes

- ▶ Played in 10 career games and started nine
- ▶ Ranks No. 3 in the NCAA, No. 1 in the Big 12, in completions per game
- ▶ Ranks No. 4 in the NCAA, No. 1 in the Big 12 in completion percentage
- ▶ Ranks No. 7 in the NCAA, No. 2 in the Big 12, in passing yards and passing yards per game
- ▶ Ranks No. 7 in the Big 12 in passing yards per completion
- ▶ Ranks No. 11 in the NCAA, No. 2 in the Big 12, in total offense
- ▶ Ranks No. 28 in the NCAA, No. 4 in the Big 12, in passing efficiency
- ▶ Has thrown for 300 or more yards in three straight games, dating back to 2013
- ▶ Completed 29 passes for a career-high 36 yards against Alabama; day included a 19-yard touchdown to Kevin White
- ▶ Completed a career-best 35 passes against Towson, the best number for a WVU QB since 2012
- ▶ Had 24 first-half completions against the Tigers, the best for a WVU QB since 2012

2014 Game-By-Game

Opponent	Comp.	Att.	Int.	Pct.	Yards	TD	Long
Alabama	29	45	0	.644	365	1	32
Towson	35	40	0	.875	348	2	25
Maryland							
Oklahoma							
Kansas							
Texas Tech							
Baylor							
Okla. State							
TCU							
Texas							
K-State							
Iowa State							
Totals	64	85	0	.753	713	3	32

2013 Game-By-Game

Opponent	Comp.	Att.	Int.	Pct.	Yards	TD	Lg
W&M	0	2	0	0.00	0	0	0
at Okla.				DNP			
Ga. State				DNP			
Maryland				DNP			
Okla. St.	24	50	2	.462	309	1	44
at Baylor	9	28	1	.321	161	1	39
Texas Tech	27	43	0	.628	254	1	40
at K-State	15	28	0	.536	227	0	50
at TCU	25	41	2	.581	267	2	38
Texas	2	4	0	.500	31	0	17
at Kansas				DNP			
Iowa State	21	37	2	.568	356	2	76
Totals	123	233	7	.528	1,605	7	76

2014 Single-Game Bests

Rushing Yards..... 14 vs. Towson
 Rushing Attempts 4 vs. Alabama
 Rushing Touchdowns..... 1 vs. Towson
 Long Rush14 vs. Alabama
 Passing Attempts.....45 vs. Alabama
 Passing Completions..... 35 vs. Towson
 Passing Yards..... 365 at Alabama
 Passing Touchdowns.....2 vs. Towson
 Long Completion32 vs. Alabama

Career Bests

Rushing Yards.....21 at Kansas State ('13)
 Rushing Attempts 8 at Kansas State ('13)
 Rushing Touchdowns.....1 at Kansas State ('13), vs. Towson ('14)
 Long Rush14 vs. Alabama ('14)
 Passing Attempts.....50 vs. Oklahoma State ('13)
 Passing Completions..... 35 vs. Towson ('14)
 Passing Yards..... 365 vs. Alabama ('14)
 Passing Touchdowns.....2 (3 times)
 Long Completion76 vs. Iowa State ('13)

Trickett's Passing Statistics

Year	Games	C/A	Pct.	Yards	TD	Int.	Long
2014	2	64/85	.753	713	3	0	32
2013	8	123/233	.528	1605	7	7	76
Totals	10	187/318	.588	2318	10	7	76

[Wide Receiver]

Kevin WHITE
 Height: 6-3 Weight: 210
 Class: Senior
 Previous School: Lackawanna College
 Hometown: Plainfield, N.J.

2014 Notes

- ▶ Played in 13 games and started 11
- ▶ Ranks No. 5 in the NCAA, No. 1 in the Big 12, in receptions per game
- ▶ Ranks No. 9 in the NCAA, No. 2 in the Big 12, in receiving yards
- ▶ Ranks No. 11 in the NCAA, No. 2 in the Big 12, in receiving yards per game
- ▶ Ranks No. 8 in the Big 12 in all-purpose yards
- ▶ Has back-to-back 100-yard receiving games; first Mountaineer to accomplish feat since 2012
- ▶ Caught a team-best nine catches for a game-best 143 yards against Alabama; both marks were career highs
- ▶ Day against Crimson Tide included a 19-yard touchdown reception
- ▶ First career double-digit reception game against Towson; first Mountaineer to catch 10 or more passes since 2012

2014 Game-By-Game

Opponent	No.	Yards	Avg.	TD	Lg
Alabama	9	143	15.89	1	29
Towson	10	101	10.1	0	24
Maryland					
Oklahoma					
Kansas					
Texas Tech					
Baylor					
Okla. State					
TCU					
Texas					
K-State					
Iowa State					
Totals	19	244	12.8	1	29

2014 Single-Game Bests

Receptions 10 vs. Towson
 Receiving Yards 143 vs. Alabama
 Receiving Touchdowns 1 vs. Alabama
 Long Reception.....29 vs. Alabama

Career Bests

Receptions 10 vs. Towson ('14)
 Receiving Yards 143 at Alabama ('14)
 Receiving Touchdowns 2 at Baylor ('13)
 Long Reception.....43 at Kansas State ('13)

White's Receiving Statistics

Year	Games	No.	Yards	Avg.	TD	Long
2014	2	19	244	12.8	1	29
2013	11	35	507	14.5	5	43
Totals	13	54	751	13.9	6	43

NFL Mountaineers

▶ There are 17 former Mountaineers on NFL rosters in 2014, playing for 12 different teams.



- | | |
|----------------|----------------------|
| Will Clarke | Cincinnati Bengals |
| Adam Jones | Cincinnati Bengals |
| Don Barclay | Green Bay Packers |
| Pat McAfee | Indianapolis Colts |
| J.T. Thomas | Jacksonville Jaguars |
| Ryan Mundy | Chicago Bears |
| Ellis Lankster | New York Jets |
| Geno Smith | New York Jets |
| Najee Goode | Philadelphia Eagles |
| Terence Garvin | Pittsburgh Steelers |
| Will Johnson | Pittsburgh Steelers |
| Bruce Irvin | Seattle Seahawks |
| Tavon Austin | St. Louis Rams |
| Stedman Bailey | St. Louis Rams |
| Charles Sims | Tampa Bay Buccaneers |
| Keith Tandy | Tampa Bay Buccaneers |
| Chris Neild | Washington Redskins |

Mountaineer DEFENSE



Travis BELL
 Height: 6-1 Weight: 194
 Class: Redshirt Senior
 Previous School: Glades Central
 Hometown: Belle Glade, Fla.

2014 Notes

- ▶ Played in 41 career games and started 10
- ▶ Registered three tackles against Alabama

2014 Game-By-Game

Opponent	UT/AT/TT	TFL	Sacks	FF	FR	Int	PBU
Alabama	1/2/3	0	0	0	0	0	0
Towson	1/0/1	0	0	0	0	0	0
Maryland							
Oklahoma							
Kansas							
Texas Tech							
Baylor							
Okla. State							
TCU							
Texas							
K-State							
Iowa State							
Totals	2/2/4	0	0	0	0	0	0

2014 Single-Game Bests

Unassisted Tackles..... 1 vs. Alabama; vs. Towson
 Assisted Tackles..... 2 vs. Alabama
 Total Tackles..... 3 vs. Alabama
 Tackles For Loss.....
 Sacks.....
 Forced Fumbles.....
 Fumble Recoveries.....
 Interceptions.....
 Pass Breakups.....

Career Highs

Unassisted Tackles..... 8 vs. Oklahoma State ('13)
 Assisted Tackles..... 4 at Cincinnati ('11), vs. JMU ('12)
 Total Tackles..... 8 vs. Oklahoma State ('13)
 Tackles For Loss..... 1.5 vs. JMU ('12)
 Sacks..... 1 vs. JMU ('12)
 Forced Fumbles.....
 Fumble Recoveries..... 1 vs. Bowling Green ('11)
 Interceptions..... 1 at Baylor ('13)
 Pass Breakups..... 1 (6 times)

Bell's Defensive Statistics

Year	GP	T/A/TT	TFL	Sacks	INT	PB	FF	FR
2014	2	2/2/4	0	0	0	0	0	0
2013	12	38/7/45	1/3	0	1	4	0	0
2012	3	4/1/5	1.5	1	0	1	0	0
2011	11	4/6/10	0	0	0	1	0	1
2010	13	4/1/5	0	0	0	0	0	0
Totals	41	56/17/73	2.5	1	1	6	0	1



Christian Brown
 Height: 6-2 Weight: 285
 Class: Redshirt Sophomore
 Previous School: Bridgeton
 Hometown: Fort Myers, Fla.

2014 Notes

- ▶ Played in 17 career games

2014 Game-By-Game

Opponent	UT/AT/TT	TFL	Sacks	FF	FR	Int	PBU
Alabama	0/1/1	0	0	0	0	0	0
Towson	1/0/1	0	0	0	0	0	0
Maryland							
Oklahoma							
Kansas							
Texas Tech							
Baylor							
Okla. State							
TCU							
Texas							
K-State							
Iowa State							
Totals	1/1/2	0	0	0	0	0	0

2014 Single-Game Bests

Unassisted Tackles..... 1 vs. Towson
 Assisted Tackles..... 1 vs. Alabama
 Total Tackles..... 1 vs. Alabama; vs. Towson
 Tackles For Loss.....
 Sacks.....
 Forced Fumbles.....
 Fumble Recoveries.....
 Interceptions.....
 Pass Breakups.....

Career Highs

Unassisted Tackles..... 3 vs. Oklahoma ('12)
 Assisted Tackles..... 2 vs. Oklahoma ('12), at Iowa State ('12)
 Total Tackles..... 3 vs. Oklahoma ('12)
 Tackles For Loss..... 1.0 vs. Oklahoma ('12), vs. K-State ('12)
 Sacks.....
 Forced Fumbles..... 1 vs. Oklahoma ('12)
 Fumble Recoveries.....
 Interceptions.....
 Pass Breakups.....

Brown's Defensive Statistics

Year	GP	T/A/TT	TFL	Sacks	INT	PB	FF	FR
2014	2	1/1/2	0	0	0	0	0	0
2013	4	1/2/3	0	0	0	0	0	0
2012	11	8/3/11	2/2	0	0	0	1	0
Totals	16	10/6/16	2/2	0	0	0	1	0



Isaiah BRUCE
 Height: 6-3 Weight: 234
 Class: Redshirt Junior
 Previous School: Providence
 Hometown: Jacksonville, Fla.

2014 Notes

- ▶ Played in 26 career games and started 19

2014 Game-By-Game

Opponent	UT/AT/TT	TFL	Sacks	FF	FR	Int	PBU
Alabama	0/0/0	0	0	0	0	0	0
Towson	3/1/4	1/3	0	0	0	0	0
Maryland							
Oklahoma							
Kansas							
Texas Tech							
Baylor							
Okla. State							
TCU							
Texas							
K-State							
Iowa State							
Totals	3/1/4	1/3	0	0	0	0	0

2014 Single-Game Bests

Unassisted Tackles..... 3 vs. Towson
 Assisted Tackles..... 1 vs. Towson
 Total Tackles..... 4 vs. Towson
 Tackles For Loss..... 1 vs. Towson
 Sacks.....
 Forced Fumbles.....
 Fumble Recoveries.....
 Interceptions.....
 Pass Breakups.....

Career Highs

Unassisted Tackles..... 7 (3 times)
 Assisted Tackles..... 9 vs. Marshall ('12)
 Total Tackles..... 16 vs. Marshall ('12)
 Tackles For Loss..... 2 vs. JMU ('12), at Kansas ('13)
 Sacks..... 0.5 vs. JMU ('12)
 Forced Fumbles..... 1 (3 times)
 Fumble Recoveries..... 1 (4 times)
 Interceptions..... 1 vs. TCU ('12), Syracuse ('12)
 Pass Breakups..... 1 (3 times)

Bruce's Defensive Statistics

Year	GP	T/A/TT	TFL	Sacks	INT	PB	FF	FR
2014	2	3/1/4	1/3	0	0	0	0	0
2013	11	26/17/43	5/18	0	0	0	3	2
2012	13	51/43/94	6.5/17	0.5/1	2/12	3	0	2
Totals	26	80/61/141	12.5/38	0.5/1	2/12	3	3	4



Mountaineer DEFENSE



[Cornerback]

Terrell CHESTNUT
 Height: 5-10 Weight: 190
 Class: Redshirt Junior
 Previous School: Pottsgrove
 Hometown: Pottstown, Pa.

- 2014 Notes**
- ▶ Played in 18 career games and started five
 - ▶ Finished with four tackles against Alabama

2014 Game-By-Game

Opponent	UT/AT/TT	TFL	Sacks	FF	FR	Int	PBU
Alabama	1/3/4	0	0	0	0	0	0
Towson	0/0/0	0	0	0	0	0	1
Maryland							
Oklahoma							
Kansas							
Texas Tech							
Baylor							
Okla. State							
TCU							
Texas							
K-State							
Iowa State							
Totals	1/3/4	0	0	0	0	0	1

2014 Single-Game Bests

Unassisted Tackles..... 1 vs. Alabama
 Assisted Tackles..... 3 vs. Alabama
 Total Tackles..... 4 vs. Alabama
 Tackles For Loss.....
 Sacks.....
 Forced Fumbles.....
 Fumble Recoveries.....
 Interceptions.....
 Pass Breakups..... 1 vs. Towson

Career Highs

Unassisted Tackles..... 3 at TCU ('13)
 Assisted Tackles..... 3 vs. Alabama ('14)
 Total Tackles..... 4 vs. Alabama ('14)
 Tackles For Loss..... 1 vs. Kansas ('12)
 Sacks.....
 Forced Fumbles..... 1 vs. Texas Tech ('13)
 Fumble Recoveries.....
 Interceptions.....
 Pass Breakups..... 1 at Iowa State ('12), vs. Oklahoma ('12)
 vs. Towson ('14)

Chestnut's Defensive Statistics

Year	GP	T/A/TT	TFL	Sacks	INT	PB	FF	FR
2014	2	1/3/4	0	0	0	1	0	0
2013	10	7/3/10	0	0	0	0	1	0
2012	6	3/3/6	1/4	0	0	2	0	0
Totals	18	11/9/20	1/4	0	0	3	1	0



[Safety]

KJ DILLON
 Height: 6-1 Weight: 206
 Class: Junior
 Previous School: Apopka
 Hometown: Apopka, Fla.

- 2014 Notes**
- ▶ Played in 24 career games and started six
 - ▶ Registered six tackles, tying his career high against Alabama
 - ▶ Also had four solo and a tackle for loss vs. Alabama

2014 Game-By-Game

Opponent	UT/AT/TT	TFL	Sacks	FF	FR	Int	PBU
Alabama	4/2/6	1/4	0	0	0	0	0
Towson	0/1/1	0.5/4	0.5/4	0	0	0	0
Maryland							
Oklahoma							
Kansas							
Texas Tech							
Baylor							
Okla. State							
TCU							
Texas							
K-State							
Iowa State							
Totals	4/3/7	1.5/8	0.5/4	0	0	0	0

2014 Single-Game Bests

Unassisted Tackles..... 4 vs. Alabama
 Assisted Tackles..... 2 vs. Alabama
 Total Tackles..... 6 vs. Alabama
 Tackles For Loss..... 1 vs. Alabama
 Sacks..... 0.5 vs. Towson
 Forced Fumbles.....
 Fumble Recoveries.....
 Interceptions.....
 Pass Breakups.....

Career Highs

Unassisted Tackles..... 6 at Baylor ('13)
 Assisted Tackles..... 3 vs. JMU ('12)
 Total Tackles..... 6 (4 times)
 Tackles For Loss..... 1 (4 times)
 Sacks..... 0.5 vs. Towson
 Forced Fumbles..... 1 at Texas Tech ('12)
 Fumble Recoveries..... 1 vs. Maryland ('13)
 Interceptions.....
 Pass Breakups..... 2 at Oklahoma ('13), vs. Texas ('13)

Dillon's Defensive Statistics

Year	GP	T/A/TT	TFL	Sacks	INT	PB	FF	FR
2014	2	4/3/7	1.5/8	0.5/4	0	0	0	0
2013	9	23/5/28	3/8	0	0	6	0	1
2012	13	14/6/20	0	0	0	0	1	0
Totals	23	41/14/55	4.5/16	0.5/4	0	6	1	1



[Linebacker]

Brandon GOLSON
 Height: 6-2 Weight: 228
 Class: Senior
 Previous School: Georgia Military
 Hometown: St. Mathews, S.C.

- 2014 Notes**
- ▶ Started all 14 games in which he has played at WVU
 - ▶ Ranked No. 15 in the Big 12 Conference in tackles
 - ▶ Finished with a career-high seven tackles against the Tide
 - ▶ Had a career-high five assisted tackles against Alabama

2014 Game-By-Game

Opponent	UT/AT/TT	TFL	Sacks	FF	FR	Int	PBU
Alabama	2/5/7	0	0	0	0	0	0
Towson	2/1/3	0	0	0	0	0	0
Maryland							
Oklahoma							
Kansas							
Texas Tech							
Baylor							
Okla. State							
TCU							
Texas							
K-State							
Iowa State							
Totals	4/6/10	0	0	0	0	0	0

2014 Single-Game Bests

Unassisted Tackles..... 2 vs. Alabama; vs. Towson
 Assisted Tackles..... 5 vs. Alabama
 Total Tackles..... 7 vs. Alabama
 Tackles For Loss.....
 Sacks.....
 Forced Fumbles.....
 Fumble Recoveries.....
 Interceptions.....
 Pass Breakups.....

Career Highs

Unassisted Tackles..... 5 at Kansas State ('13)
 Assisted Tackles..... 5 vs. Alabama ('14)
 Total Tackles..... 7 vs. Alabama ('14)
 Tackles For Loss..... 2 at OU, vs. Okla. State ('13)
 Sacks..... 2 at Oklahoma ('13)
 Forced Fumbles..... 2 at Oklahoma ('13)
 Fumble Recoveries.....
 Interceptions.....
 Pass Breakups..... 1 vs. Iowa State ('13)

Golson's Defensive Statistics

Year	GP	T/A/TT	TFL	Sacks	INT	PB	FF	FR
2014	2	4/6/10	0	0	0	0	0	0
2013	12	31/10/41	7/48	4/38	1	0	5	0
Totals	13	35/16/51	7/48	4/38	1	0	5	0

Mountaineer DEFENSE



[Safety]

Jarrod HARPER
 Height: 6-0 Weight: 207
 Class: Redshirt Sophomore
 Previous School: Mountain Ridge
 Hometown: Frostburg, Md.

22

2014 Notes

- ▶ Played 14 career games
- ▶ First career sack against Towson
- ▶ Two tackles against Alabama and Towson

2014 Game-By-Game

Opponent	UT/AT/TT	TFL	Sacks	FF	FR	Int	PBU
Alabama	2/0/2	0	0	0	0	0	0
Towson	1/1/2	1/9	1/9	0	0	0	0
Maryland							
Oklahoma							
Kansas							
Texas Tech							
Baylor							
Okla. State							
TCU							
Texas							
K-State							
Iowa State							
Totals	3/1/4	1/9	1/9	0	0	0	0

2014 Single-Game Bests

Unassisted Tackles..... 2 vs. Alabama
 Assisted Tackles..... 1 vs. Towson
 Total Tackles..... 2 vs. Alabama; vs. Towson
 Tackles For Loss..... 1 vs. Towson
 Sacks..... 1 vs. Towson
 Forced Fumbles..... 1 vs. Towson
 Fumble Recoveries.....
 Interceptions.....
 Pass Breakups.....

Career Highs

Unassisted Tackles..... 3 at Kansas ('13)
 Assisted Tackles..... 2 at Kansas ('13)
 Total Tackles..... 5 at Kansas ('13)
 Tackles For Loss..... 1 vs. Towson ('14)
 Sacks..... 1 vs. Towson ('14)
 Forced Fumbles..... 1 at Kansas ('13)
 Fumble Recoveries.....
 Interceptions.....
 Pass Breakups.....

Harper's Defensive Statistics

Year	GP	T/A/TT	TFL	Sacks	INT	PB	FF	FR
2014	2	3/1/4	1/9	1/9	0	0	0	0
2013	12	6/4/10	0	0	0	0	1	0
Totals	14	9/5/14	1/9	1/9	0	0	1	0



[Safety]

Dravon HENRY
 Height: 5-11 Weight: 198
 Class: Freshman
 Previous School: Aliquippa
 Hometown: Aliquippa, Pa.

6

2014 Notes

- ▶ Signed with WVU in February 2014
- ▶ Saw first action as a true freshman against Alabama
- ▶ Finished with six tackles against the Tide

2014 Game-By-Game


Opponent	UT/AT/TT	TFL	Sacks	FF	FR	Int	PBU
Alabama	3/3/6	0	0	0	0	0	0
Towson	0/0/0	0	0	0	0	0	0
Maryland							
Oklahoma							
Kansas							
Texas Tech							
Baylor							
Okla. State							
TCU							
Texas							
K-State							
Iowa State							
Totals	3/3/6	0	0	0	0	0	0

2014 Single-Game Bests

Unassisted Tackles..... 3 vs. Alabama
 Assisted Tackles..... 3 vs. Alabama
 Total Tackles..... 6 vs. Alabama
 Tackles For Loss.....
 Sacks.....
 Forced Fumbles.....
 Fumble Recoveries.....
 Interceptions.....
 Pass Breakups.....

Henry's Defensive Statistics

Year	GP	T/A/TT	TFL	Sacks	INT	PB	FF	FR
2014	2	3/3/6	0	0	0	0	0	0



[Defensive Line]

Dontrill HYMAN
 Height: 6-4 Weight: 288
 Class: Senior
 Previous School: Hinds CC
 Hometown: Warsaw, N.C.

99

2014 Notes

- ▶ Played 14 career games at started four
- ▶ Finished with a career-high eight tackles vs. Alabama
- ▶ Also had a career-high seven assisted tackles against UA

2014 Game-By-Game

Opponent	UT/AT/TT	TFL	Sacks	FF	FR	Int	PBU
Alabama	1/7/8	0	0	0	0	0	0
Towson	2/0/2	1/1	0	0	0	0	0
Maryland							
Oklahoma							
Kansas							
Texas Tech							
Baylor							
Okla. State							
TCU							
Texas							
K-State							
Iowa State							
Totals	3/7/10	1/1	0	0	0	0	0

2014 Single-Game Bests

Unassisted Tackles..... 2 vs. Towson
 Assisted Tackles..... 7 vs. Alabama
 Total Tackles..... 8 vs. Alabama
 Tackles For Loss..... 1 vs. Towson
 Sacks.....
 Forced Fumbles.....
 Fumble Recoveries.....
 Interceptions.....
 Pass Breakups.....

Career Highs

Unassisted Tackles..... 2 vs. Texas Tech ('13); vs. Towson ('14)
 Assisted Tackles..... 7 vs. Alabama ('14)
 Total Tackles..... 8 vs. Alabama ('14)
 Tackles For Loss..... 2.5 vs. Maryland ('13)
 Sacks.....
 Forced Fumbles.....
 Fumble Recoveries..... 1 vs. Maryland ('13)
 Interceptions.....
 Pass Breakups..... 1 vs. Oklahoma State ('13)

Hyman's Defensive Statistics

Year	GP	T/A/TT	TFL	Sacks	INT	PB	FF	FR
2014	2	3/7/10	1/1	0	0	0	0	0
2013	10	8/10/18	3.5/12	0	0	1	0	1
Totals	12	11/17/28	4.5/13	0	0	1	0	1

Mountaineer DEFENSE



[Defensive Line]

Eric KINSEY
Height: 6-2 **Weight:** 272
Class: Junior
Previous School: Miami Northwestern
Hometown: Miami, Fla.

2014 Notes

- ▶ Played in 25 career games and started four

2014 Game-By-Game

Opponent	UT/AT/TT	TFL	Sacks	FF	FR	Int	PBU
Alabama	0/0/0	0	0	0	0	0	0
Towson	0/0/0	0	0	0	0	0	0
Maryland							
Oklahoma							
Kansas							
Texas Tech							
Baylor							
Okla. State							
TCU							
Texas							
K-State							
Iowa State							
Totals	0/0/0	0	0	0	0	0	0

2014 Single-Game Bests

Unassisted Tackles.....
 Assisted Tackles.....
 Total Tackles.....
 Tackles For Loss.....
 Sacks.....
 Forced Fumbles.....
 Fumble Recoveries.....
 Interceptions.....
 Pass Breakups.....

Career Highs

Unassisted Tackles.....2 (3 times)
 Assisted Tackles.....2 vs. W&Mary ('13), vs. Okla. State ('13)
 Total Tackles.....3 (4 times)
 Tackles For Loss.....1 at Oklahoma ('13), vs. Iowa State ('13)
 Sacks.....1 vs. Iowa State ('13)
 Forced Fumbles.....
 Fumble Recoveries.....
 Interceptions.....
 Pass Breakups.....1 (3 times)

Kinsey's Defensive Statistics

Year	GP	T/A/TT	TFL	Sacks	INT	PB	FF	FR
2014	2	0/0/0	0	0	0	0	0	0
2013	9	8/7/15	3/8	1	0	1	0	0
2012	13	2/2/4	0	0	0	2	0	0
Totals	24	10/9/19	3/8	1	0	3	0	0



[Linebacker]

Nick KWIATKOSKI
Height: 6-2 **Weight:** 236
Class: Redshirt Junior
Previous School: Bethel Park
Hometown: Bethel Park, Pa.

2014 Notes

- ▶ Played in 24 career games and started 13
- ▶ Tied for No. 20 in the Big 12 Conference in total tackles
- ▶ Registered his fourth career double-figure tackle performance with 11 stops against Alabama
- ▶ Tied his career high with seven unassisted tackles against Alabama
- ▶ Also had four assisted tackles against the Tide

2014 Game-By-Game

Opponent	UT/AT/TT	TFL	Sacks	FF	FR	Int	PBU
Alabama	7/4/11	0	0	0	0	0	0
Towson	0/1/1	0	0	0	0	0	0
Maryland							
Oklahoma							
Kansas							
Texas Tech							
Baylor							
Okla. State							
TCU							
Texas							
K-State							
Iowa State							
Totals	7/5/12	0	0	0	0	0	0

2014 Single-Game Bests

Unassisted Tackles.....7 vs. Alabama
 Assisted Tackles.....4 vs. Alabama
 Total Tackles.....11 vs. Alabama
 Tackles For Loss.....
 Sacks.....
 Forced Fumbles.....
 Fumble Recoveries.....
 Interceptions.....
 Pass Breakups.....

Career Highs

Unassisted Tackles.....7 at K-State ('13)
vs. Alabama ('14)
 Assisted Tackles.....8 vs. Iowa State('13)
 Total Tackles.....14 vs. Iowa State ('13)
 Tackles For Loss.....1 (4 times)
 Sacks.....1 vs. GSU ('13), at KSU ('13)
 Forced Fumbles.....1 vs. GSU('13), at KSU ('13)
 Fumble Recoveries.....1 at Kansas ('13)
 Interceptions.....1 (3 times)
 Pass Breakups.....1 (3 times)

Kwiatkoski's Defensive Statistics

Year	GP	T/A/TT	TFL	Sacks	INT	PB	FF	FR
2014	2	7/5/12	0	0	0	0	0	0
2013	9	54/32/86	6.5/20	2	3	0	2	1
2012	12	17/11/28	0	0	0	3	0	0
Totals	23	78/48/126	6.5/20	2	3	3	2	1



[Linebacker]

Edward MULDROW
Height: 6-3 **Weight:** 205
Class: Redshirt Junior
Previous School: Copiah-Lincoln CC
Hometown: Snellville, Ga.

2014 Notes

- ▶ Enrolled in January 2014
- ▶ Saw first action for WVU against Alabama
- ▶ Finished with three tackles against the Tide

2014 Game-By-Game

Opponent	UT/AT/TT	TFL	Sacks	FF	FR	Int	PBU
Alabama	1/2/3	0	0	0	0	0	0
Towson	1/0/1	0	0	0	0	0	0
Maryland							
Oklahoma							
Kansas							
Texas Tech							
Baylor							
Okla. State							
TCU							
Texas							
K-State							
Iowa State							
Totals	2/2/4	0	0	0	0	0	0


2014 Single-Game Bests

Unassisted Tackles.....1 vs. Alabama; vs. Towson
 Assisted Tackles.....2 vs. Alabama
 Total Tackles.....3 vs. Alabama
 Tackles For Loss.....
 Sacks.....
 Forced Fumbles.....
 Fumble Recoveries.....
 Interceptions.....
 Pass Breakups.....

Muldrow's Defensive Statistics

Year	GP	T/A/TT	TFL	Sacks	INT	PB	FF	FR
2014	2	2/2/4	0	0	0	0	0	0

Mountaineer DEFENSE



[Defensive Line]

Noble NWACHUKWU
Height: 6-2 **Weight:** 265
Class: Redshirt Sophomore
Previous School: Wylie
Hometown: Wylie, Texas

97

2014 Notes

- ▶ Played in 10 career games and started one
- ▶ Earned first career start against Alabama
- ▶ Finished with a career-high five tackles against the Tide

2014 Game-By-Game

Opponent	UT/AT/TT	TFL	Sacks	FF	FR	Int	PBU
Alabama	0/5/5	0	0	0	0	0	0
Towson	1/0/1	0	0	0	0	0	0
Maryland							
Oklahoma							
Kansas							
Texas Tech							
Baylor							
Okla. State							
TCU							
Texas							
K-State							
Iowa State							
Totals	1/5/6	0	0	0	0	0	0

2014 Single-Game Bests


Unassisted Tackles..... 1 vs. Towson
 Assisted Tackles..... 5 vs. Alabama
 Total Tackles..... 5 vs. Alabama
 Tackles For Loss.....
 Sacks
 Forced Fumbles.....
 Fumble Recoveries.....
 Interceptions.....
 Pass Breakups

Career Bests

Unassisted Tackles..... 2 vs. Iowa State ('13)
 Assisted Tackles..... 5 vs. Alabama ('14)
 Total Tackles..... 5 vs. Alabama ('14)
 Tackles For Loss..... 1 at TCU ('13)
 Sacks at TCU ('13)
 Forced Fumbles..... 1 vs. Iowa State ('13)
 Fumble Recoveries.....
 Interceptions.....
 Pass Breakups

Nwachukwu's Defensive Statistics

Year	GP	T/A/TT	TFL	Sacks	INT	PB	FF	FR
2014	2	1/5/6	0	0	0	0	0	0
2013	9	4/1/5	1/8	1/8	0	0	1	0
Totals	11	5/6/11	1/8	1/8	0	0	1	0



[Linebacker]

Shaq PETTEWAY
Height: 6-2 **Weight:** 265
Class: Redshirt Junior
Previous School: Steubenville
Hometown: Steubenville, Ohio

36

2014 Notes

- ▶ Played in 27 career games
- ▶ Finished with three solo tackles, including a sack against Towson

2014 Game-By-Game

Opponent	UT/AT/TT	TFL	Sacks	FF	FR	Int	PBU
Alabama	0/1/1	0	0	0	0	0	0
Towson	3/0/3	1/4	1/4	0	0	0	0
Maryland							
Oklahoma							
Kansas							
Texas Tech							
Baylor							
Okla. State							
TCU							
Texas							
K-State							
Iowa State							
Totals	3/1/4	1/4	1/4	0	0	0	0

2014 Single-Game Bests

Unassisted Tackles..... 3 vs. Towson
 Assisted Tackles..... 1 vs. Alabama
 Total Tackles..... 3 vs. Towson
 Tackles For Loss..... 1 vs. Towson
 Sacks 1 vs. Towson
 Forced Fumbles.....
 Fumble Recoveries.....
 Interceptions.....
 Pass Breakups

Career Bests

Unassisted Tackles..... 6 vs. TCU ('12)
 Assisted Tackles..... 4 vs. TCU ('12)
 Total Tackles..... 10 vs. TCU ('12)
 Tackles For Loss..... 1.5 vs. TCU ('12)
 Sacks..... 1.5 vs. TCU ('12)
 Forced Fumbles.....
 Fumble Recoveries.....
 Pass Breakups 2 vs. Oklahoma ('12)

Petteaway's Defensive Statistics

Year	GP	T	A	TT	TFL	Sacks	PBU	FF	FR
2014	2	3	1	4	1/4	1/4	0	0	0
2012	13	26	16	42	4.5/17	1.5/14	3	0	0
2011	12	5	3	8	0	0	0	0	0
Totals	27	34	20	54	5.5/21	2/18	3	0	0



[Defensive Line]

Shaquille RIDDICK
Height: 6-6 **Weight:** 242
Class: Senior
Previous School: Gardner-Webb

4

2014 Notes

- ▶ Transferred to WVU after graduating from Gardner-Webb during 2014 summer
- ▶ Saw first action for WVU against Alabama
- ▶ Recorded his first sack against Towson

2014 Game-By-Game

Opponent	UT/AT/TT	TFL	Sacks	FF	FR	Int	PBU
Alabama	0/0/0	0	0	0	0	0	0
Towson	2/1/3	1/4	1/4	0	0	0	0
Maryland							
Oklahoma							
Kansas							
Texas Tech							
Baylor							
Okla. State							
TCU							
Texas							
K-State							
Iowa State							
Totals	2/1/3	1/4	1/4	0	0	0	0

2014 Single-Game Bests

Unassisted Tackles..... 2 vs. Towson
 Assisted Tackles..... 1 vs. Towson
 Total Tackles..... 3 vs. Towson
 Tackles For Loss..... 1 vs. Towson
 Sacks 1 vs. Towson
 Forced Fumbles.....
 Fumble Recoveries.....
 Interceptions.....
 Pass Breakups

Riddick's Defensive Statistics

Year	GP	T/A/TT	TFL	Sacks	INT	PB	FF	FR
2014	2	2/1/3	1/4	1/4	0	0	0	0

Mountaineer DEFENSE



[Defensive Line]

Kyle ROSE

Height: 6-4 Weight: 294
 Class: Redshirt Junior
 Previous School: Centerville
 Hometown: Centerville, Ohio

93

2014 Notes

- ▶ Played in 24 career games and started 13
- ▶ Finished with five tackles against Alabama

2014 Game-By-Game

Opponent	UT/AT/TT	TFL	Sacks	FF	FR	Int	PBU
Alabama	4/1/5	0	0	0	0	0	0
Towson	1/1/2	0	0	0	0	0	0
Maryland							
Oklahoma							
Kansas							
Texas Tech							
Baylor							
Okla. State							
TCU							
Texas							
K-State							
Iowa State							
Totals	5/2/7	0	0	0	0	0	0

2014 Single-Game Bests

Unassisted Tackles..... 4 vs. Alabama
 Assisted Tackles..... 1 vs. Alabama
 Total Tackles..... 5 vs. Alabama
 Tackles For Loss.....
 Sacks.....
 Forced Fumbles.....
 Fumble Recoveries.....
 Interceptions.....
 Pass Breakups.....

Career Highs

Unassisted Tackles..... 5 at Kansas ('13)
 Assisted Tackles..... 5 at TCU ('13), vs. Iowa State ('13)
 Total Tackles..... 7 at TCU ('13)
 Tackles For Loss..... 2 at Oklahoma ('13)
 Sacks..... 1 vs. Georgia State ('13)
 Forced Fumbles.....
 Fumble Recoveries..... 1 vs. Texas ('13)
 Interceptions.....
 Pass Breakups..... 1 (3 times)

Rose's Defensive Statistics

Year	GP	T/A/TT	TFL	Sacks	INT	PB	FF	FR
2014	2	5/2/7	0	0	0	0	0	0
2013	12	29/20/49	8.5/31	1/7	0	1	0	1
2012	13	14/11/25	0	0	0	2	0	0
Totals	27	48/33/81	8.5/31	1/7	0	3	0	1



[Cornerback]

Ricky RUMPH

Height: 5-11 Weight: 184
 Class: Junior
 Previous School: Mainland
 Hometown: Daytona Beach, Fla.

14

2014 Notes

- ▶ Played in 20 career games
- ▶ Finished with three tackles against Towson

2014 Game-By-Game

Opponent	UT/AT/TT	TFL	Sacks	FF	FR	Int	PBU
Alabama	0/1/1	0	0	0	0	0	0
Towson	2/1/3	0	0	0	0	0	0
Maryland							
Oklahoma							
Kansas							
Texas Tech							
Baylor							
Okla. State							
TCU							
Texas							
K-State							
Iowa State							
Totals	2/2/4	0	0	0	0	0	0

2014 Single-Game Bests


Unassisted Tackles..... 2 vs. Towson
 Assisted Tackles..... 1 vs. Alabama; vs. Towson
 Total Tackles..... 3 vs. Towson
 Tackles For Loss.....
 Sacks.....
 Forced Fumbles.....
 Fumble Recoveries.....
 Interceptions.....
 Pass Breakups.....

Career Highs

Unassisted Tackles..... 2 (4 times)
 Assisted Tackles..... 3 at Oklahoma ('13)
 Total Tackles..... 3 at Oklahoma ('13); vs. Towson ('14)
 Tackles For Loss.....
 Sacks.....
 Forced Fumbles..... 1 at Texas Tech ('12)
 Fumble Recoveries.....
 Interceptions.....
 Pass Breakups.....

Rumph's Defensive Statistics

Year	GP	T/A/TT	TFL	Sacks	INT	PB	FF	FR
2014	2	2/2/4	0	0	0	0	0	0
2013	8	3/3/6	0	0	0	0	0	0
2012	9	6/3/9	0	0	0	0	0	1
Totals	19	11/7/18	0	0	0	0	0	1



[Linebacker]

Wes TONKERY

Height: 6-1 Weight: 223
 Class: Redshirt Senior
 Previous School: Bridgeport
 Hometown: Shinnston, W.Va.

9

2014 Notes

- ▶ Played in 29 career games and started three
- ▶ Tied for No. 10 in the Big 12 Conference in tackles
- ▶ Tied for No. 14 in the conference in sacks
- ▶ Finished with a career-high nine tackles against Alabama
- ▶ Also had a career-high seven assisted tackles vs. UA
- ▶ Had a team-high five tackles against Towson
- ▶ Also finished with a team-high 1.5 tackles for loss vs. TU

2014 Game-By-Game

Opponent	UT/AT/TT	TFL	Sacks	FF	FR	Int	PBU
Alabama	2/7/9	0	0	0	0	0	0
Towson	3/2/5	1.5/6	0.5/4	0	0	0	0
Maryland							
Oklahoma							
Kansas							
Texas Tech							
Baylor							
Okla. State							
TCU							
Texas							
K-State							
Iowa State							
Totals	5/9/14	1.5/6	0.5/4	0	0	0	0

2014 Single-Game Bests

Unassisted Tackles..... 3 vs. Towson
 Assisted Tackles..... 7 vs. Alabama
 Total Tackles..... 9 vs. Alabama
 Tackles For Loss..... 1.5 vs. Towson
 Sacks..... 0.5 vs. Towson
 Forced Fumbles.....
 Fumble Recoveries.....
 Interceptions.....
 Pass Breakups.....


Career Highs

Unassisted Tackles..... 3 vs. Marshall ('12); vs. Towson ('14)
 Assisted Tackles..... 7 vs. Alabama ('14)
 Total Tackles..... 9 vs. Alabama ('14)
 Tackles For Loss..... 1.5 vs. Towson ('14)
 Sacks..... 0.5 vs. Towson ('14)
 Forced Fumbles.....
 Fumble Recoveries.....
 Interceptions..... 1 vs. Maryland ('12)
 Pass Breakups..... 1 vs. Marshall ('12)

Tonkery's Defensive Statistics

Year	GP	T/A/TT	TFL	Sacks	INT	PB	FF	FR
2014	2	5/9/14	1.5/6	0.5/4	0	0	0	0
2013	5	6/3/9	0	0	0	0	0	0
2012	13	7/3/10	0.5/3	0	1/1	1	0	0
2011	9	4/0/4	1/3	0	0	0	0	0
Totals	29	22/15/37	3.5/12	0.5/4	1/1	1	0	0

Mountaineer DEFENSE



[Safety]
Jeremy TYLER
 Height: 5-11 Weight: 202
 Class: Sophomore
 Previous School: Martin Luther King
 Hometown: Lithonia, Ga.

2014 Notes

- ▶ Played in 10 career games and started one

2014 Game-By-Game

Opponent	UT/AT/TT	TFL	Sacks	FF	FR	Int	PBU
Alabama	0/1/1	0	0	0	0	0	0
Towson	1/0/1	0	0	0	0	0	0
Maryland							
Oklahoma							
Kansas							
Texas Tech							
Baylor							
Okla. State							
TCU							
Texas							
K-State							
Iowa State							
Totals	1/1/2	0	0	0	0	0	0

2014 Single-Game Bests


Unassisted Tackles..... 1 vs. Towson
 Assisted Tackles..... 1 vs. Alabama
 Total Tackles..... 1 vs. Alabama
 Tackles For Loss.....
 Sacks.....
 Forced Fumbles.....
 Fumble Recoveries.....
 Interceptions.....
 Pass Breakups.....

Career Highs

Unassisted Tackles..... 7 vs. Iowa State ('13)
 Assisted Tackles..... 3 vs. Iowa State ('13)
 Total Tackles..... 10 vs. Iowa State ('13)
 Tackles For Loss..... 2.5 vs. Iowa State ('13)
 Sacks.....
 Forced Fumbles..... 1 vs. Iowa State ('13)
 Fumble Recoveries.....
 Interceptions.....
 Pass Breakups..... 1 vs. Iowa State ('13)

Tyler's Defensive Statistics

Year	GP	T/A/TT	TFL	Sacks	INT	PB	FF	FR
2014	1	0/1/1	0	0	0	0	0	0
2013	8	12/5/17	3/8	0	0	1	1	0
Totals	9	12/6/18	3/8	0	0	1	1	0



[Cornerback]
Daryl WORLEY
 Height: 6-1 Weight: 199
 Class: Sophomore
 Previous School: William Penn Charter
 Hometown: Philadelphia, Pa.

2014 Notes

- ▶ Played in 12 career games and started six
- ▶ Named Iron Mountaineer honoree (2014) for excellence in the weight room
- ▶ Ranked No. 6 in the Big 12 Conference for interceptions
- ▶ Ranked No. 8 in the Big 12 in solo tackles
- ▶ Tied for No. 16 in the Big 12 in total tackles
- ▶ Registered 11 tackles against Alabama, including a career-high nine solo stops and a tackle for loss
- ▶ Had his second career interception against UA

2014 Game-By-Game

Opponent	UT/AT/TT	TFL	Sacks	FF	FR	Int	PBU
Alabama	9/2/11	1/3	0	0	0	1/4	0
Towson	1/1/2	0	0	0	0	0	0
Maryland							
Oklahoma							
Kansas							
Texas Tech							
Baylor							
Okla. State							
TCU							
Texas							
K-State							
Iowa State							
Totals	10/3/13	1/3	0	0	0	1/4	0

2014 Single-Game Bests

Unassisted Tackles..... 9 vs. Alabama
 Assisted Tackles..... 2 vs. Alabama
 Total Tackles..... 11 vs. Alabama
 Tackles For Loss..... 1 vs. Alabama
 Sacks.....
 Forced Fumbles.....
 Fumble Recoveries.....
 Interceptions..... 1 vs. Alabama
 Pass Breakups.....

Career Bests


Unassisted Tackles..... 9 vs. Alabama ('14)
 Assisted Tackles..... 3 vs. Iowa State ('13)
 Total Tackles..... 11 vs. Alabama ('14)
 Tackles For Loss..... 1 (3 times)
 Sacks.....
 Forced Fumbles.....
 Fumble Recoveries.....
 Interceptions..... 1 vs. Alabama ('14)
 Pass Breakups..... 2 vs. Maryland ('13)

Worley's Defensive Statistics

Year	GP	T/A/TT	TFL	Sacks	INT	PB	FF	FR
2014	2	10/3/13	1/3	0	1/4	0	0	0
2013	11	36/9/45	3/6	0	1	5	0	0
Totals	12	46/12/58	4/9	0	2/4	5	0	0



Mountaineer SPECIAL TEAMS



[Kicker / Punter]

Josh LAMBERT

Height: 5-11 Weight: 215
 Class: Redshirt Sophomore
 Previous School: Garland
 Hometown: Garland, Texas

2014 Notes

- ▶ Second-year starter at kicker
- ▶ Ranks No. 9 nationally and No. 2 in the Big 12 in field goals made per game
- ▶ Ranks No. 4 in the Big 12 in field goal percentage (.667)
- ▶ Good start to the season by connecting on FGs of 20, 42 and 41 yards vs. Alabama, finishing 3-of-4 for the game

2014 Game-By-Game

Opponent	FGM/A	Pct.	Lg	XP/A	Pts.
Alabama	3/4	.750	42	2/2	11
Towson	1/2	.500	19	5/5	8
Maryland					
Oklahoma					
Kansas					
Texas Tech					
Baylor					
Okla. State					
TCU					
Texas					
K-State					
Iowa State					
Totals	4/6	.667	42	7/7	19

2014 FG SEQUENCE

	West Virginia
Alabama	(20), 47, (42), (41)
Towson	(19), 34
Maryland	
Oklahoma	
Kansas	
Texas Tech	
Baylor	
Oklahoma State	
TCU	
Texas	
Kansas State	
Iowa State	

Numbers in (parentheses) indicate FG was made.

Lambert's Field Goals

Year	FG/A	Pct.	1/29	30/39	40/49	50+	Lg
2014	4/6	.667	2/2	0/1	2/3	0/0	42
2013	17/23	.739	6/6	5/6	5/6	1/5	50
Totals	21/29	.724	8/8	5/7	7/9	1/5	50



[Kicker / Holder / Punter]

Michael MOLINARI

Height: 6-2 Weight: 209
 Class: Redshirt Senior
 Previous School: Parkersburg South
 Hometown: Parkersburg, W.Va.

2014 Notes


- ▶ Second season handling the team's kickoffs and holding for extra points and field goals
- ▶ Six kickoffs vs. Alabama for 388 yards (64.7 avg.) and two touchbacks
- ▶ Nine kickoffs vs. Towson for 547 yards, a 60.8 avg. with two touchbacks

2014 Game-By-Game Kickoffs

Opponent	Kickoffs	Yards	Avg.	TB
Alabama	6	388	64.7	2
Towson	9	547	60.8	2
Maryland				
Oklahoma				
Kansas				
Texas Tech				
Baylor				
Okla. State				
TCU				
Texas				
K-State				
Iowa State				
Totals	15	935	62.3	4

Molinari's Punting Statistics

Year	Punts	Yards	Avg.	Lg	TB	FC	50+	I-20
2014	0	0	0.0	0	0	0	0	0
2013	0	0	0.0	0	0	0	0	0
2012	1	31	31.0	31	0	0	0	0
2011	30	1,116	37.2	58	2	5	1	11
Totals	31	1,147	37.0	58	2	5	1	11



[Punter]

Nick O'TOOLE

Height: 6-3 Weight: 223
 Class: Junior
 Previous School: Fullerton College
 Hometown: Corona, Calif.

2014 Notes

- ▶ Second team All-Big 12 in 2013
- ▶ Had 28 punts of 50 yards or more and has placed 26 punts inside the 20 in 2013
- ▶ Four punts vs. Alabama for 175 yards and a 43.8 avg.
- ▶ Long punt vs. Alabama went for 58 yards and placed all four punts inside the 20
- ▶ Punted one time vs. Towson for 42 yards and placed the lone punt inside the 20

2014 Game-By-Game Punting

Opponent	Punts	Yds	Avg.	Lg	TB	FC	50+	I-20
Alabama	4	175	43.8	58	0	2	2	4
Towson	1	42	42.0	42	0	1	0	1
Maryland								
Oklahoma								
Kansas								
Texas Tech								
Baylor								
Okla. State								
TCU								
Texas								
K-State								
Iowa State								
Totals	5	217	43.4	58	0	3	2	5

O'Toole's Punting Statistics

Year	Punts	Yards	Avg.	Lg	TB	FC	50+	I-20
2014	5	217	43.4	58	0	3	2	5
2013	73	3,218	44.1	68	5	23	26	22
Totals	78	3,435	44.0	68	5	26	28	27

Mountaineer SPECIAL TEAMS



[Wide Receiver]
Mario Alford
 Height: 5-8 Weight: 177
 Class: Senior
 Previous School: Georgia Military
 Hometown: Greenville, Ga.

2014 Notes

- ▶ 100-yard kickoff return for a touchdown against Alabama, finishing with three returns for 145 yards
- ▶ His kickoff return was WVU's first for a touchdown since 2012
- ▶ Ranks No. 1 in the Big 12 and No. 2 nationally in kickoff return yardage
- ▶ Ranks No. 1 in the Big 12 and NCAA in kickoff returns for a touchdown

2014 Game-By-Game Kickoff Returns

Opponent	No.	Yards	Avg.	TDs	Lg
Alabama	3	145	48.3	1	100
Towson	0	0	0.0	0	0
Maryland					
Oklahoma					
Kansas					
Texas Tech					
Baylor					
Okla. State					
TCU					
Texas					
K-State					
Iowa State					
Totals					

2014 Single-Game Bests

Kickoff Returns 3 vs. Alabama
 Kickoff Return Yardage 145 vs. Alabama
 Kickoff Return Average 48.3 vs. Alabama
 Touchdowns 1 vs. Alabama
 Long Return 100 vs. Alabama

Career Bests

Kickoff Returns 3 (3 times)
 Kickoff Return Yardage 145 vs. Alabama ('14)
 Kickoff Return Average 48.3 vs. Alabama ('14)
 Touchdowns 1 vs. Alabama ('14)
 Long Return 100 vs. Alabama ('14)

Alford's Kickoff Return Statistics

Year	Kickoff Returns	Yards	Avg.	Long
2014	3	145	48.3	100
2013	6	133	22.2	43
Totals	9	278	30.9	100



[Running Back]
Rushe SHELL
 Height: 5-10 Weight: 215
 Class: Redshirt Sophomore
 Previous School: Pitt
 Hometown: Hopewell, Pa.

2014 Notes

- ▶ Had a 29-yard kickoff return against Towson

2014 Game-By-Game Kickoff Returns

Opponent	No.	Yards	Avg.	TDs	Lg
Alabama	1	7	7.0	0	7
Towson	1	29	29.0	0	29
Maryland					
Oklahoma					
Kansas					
Texas Tech					
Baylor					
Okla. State					
TCU					
Texas					
K-State					
Iowa State					
Totals	2	36	18.0	0	29

2014 Single-Game Bests

Kickoff Returns 1 vs. Alabama; vs. Towson
 Kickoff Return Yardage 29 vs. Towson
 Kickoff Return Average 29.0 vs. Towson
 Touchdowns
 Long Return 29 vs. Towson

Shell's Kickoff Return Statistics

Year	Kickoff Returns	Yards	Avg.	Long
2014	2	36	18.0	29



Offense

- 32.....Thompson pass from Trickett (Alabama)
- 29.....White pass from Trickett (Alabama)
- 26.....White pass from Trickett (Alabama)
- 26.....Buie rush (Towson)
- 25.....White pass from Trickett (Alabama)
- 25.....Smallwood pass from Trickett (Towson)
- 24.....White pass from Trickett (Towson)
- 21.....Smallwood pass from Trickett (Alabama)
- 21.....Shorts pass from Trickett (Towson)

Defense

Special Teams

- 100/TDAlford kickoff return (Alabama)
- 42/FG Lambert field goal (Alabama)
- 41/FG Lambert field goal (Alabama)
- 34/FG Lambert field goal (Towson)
- 30.....Thompson punt return (Towson)
- 29.....Shell kickoff return (Towson)
- 27.....Alford kickoff return (Alabama)
- 20/FG Lambert field goal (Alabama)



WVU Opponent's 20-Yard Plays in 2014

Offense

- 38..... White pass from Sims (Alabama)
- 26..... Yeldon rush (Alabama)
- 24..... Cooper 24 pass from Sims (Alabama)
- 24..... Dessenberg pass from Frazier (Towson)
- 22..... Jones pass from Sims (Alabama)
- 21..... Sims rush (Alabama)
- 20..... Wilkens pass from Brennan (Towson)

Defense

Special Teams

- 47/FGGriffith field goal (Alabama)**
- 45/FGGriffith field goal (Alabama)**
- 41/FGGriffith field goal (Alabama)**
- 38..... Lewis kickoff return (Towson)
- 27/FGGriffith field goal (Alabama)**
- 26..... Jones kickoff return (Alabama)
- 25..... Jones Kickoff return (Alabama)
- 25..... Joseph kickoff return (Towson)
- 24..... Jones kickoff return (Alabama)
- 24..... Jones kickoff return (Alabama)
- 24..... Lewis kickoff return (Towson)
- 22..... Joseph kickoff return (Towson)



WVU's 2014 Scoring Drives

Opponent	Plays	Yds	Time	Result
Alabama	14	79	4:02	Lambert 20 FG
Alabama	9	75	2:13	White 19 pass from Trickett
Alabama	0	0	0:00	Alford 100 kickoff return
Alabama	9	66	2:37	Lambert 42 FG
Alabama	9	51	2:50	Lambert 41 FG
Towson	13	68	4:04	Smallwood 1 rush
Towson	8	46	3:19	Lambert 19 FG
Towson	9	44	3:01	Shell 2 rush
Towson	8	64	2:21	Alford 1 pass from Trickett
Towson	8	55	2:44	Trickett 5 rush
Towson	6	75	1:42	Thompson 19 pass from Trickett
Towson	0	0	0:00	Team Safety
Towson	5	45	2:07	Crest 4 rush
Towson	11	59	5:03	Buie 3 rush



WVU's Opponents 2014 Scoring Drives

<u>Opponent</u>	<u>Plays</u>	<u>Yds</u>	<u>Time</u>	<u>Result</u>
Alabama	7	45	2:40	Griffith 47 FG
Alabama	14	95	6:57	Yeldon 15 rush
Alabama	13	88	6:20	Yeldon 1 rush
Alabama	7	50	1:31	Griffith 41 FG
Alabama	6	70	1:50	Henry 19 rush
Alabama	9	64	3:27	Griffith 27 FG
Alabama	11	60	4:16	Griffith 45 FG



2014 Mountaineer ROSTER

No.	Name	Pos.	Ht.	Wt.	Cl.	Exp.	Hometown/High School/Previous College
1	Shelton Gibson	WR	5-11	190	r-Fr.	SQ	Cleveland Heights, Ohio/Cleveland Heights
1	Edward Muldrow	LB	6-3	205	Jr.	SQ	Snellville, Ga./South Gwinnett/Copiah-Lincoln CC
2	Brandon Golson	LB	6-2	228	Sr.	1vl	St. Matthews, S.C./Calhoun County/Georgia Military
2	Dreamius Smith	RB	6-0	217	Sr.	1vl	Wichita, Kan./Wichita Heights/Butler CC
3	Cullen Christian	S	6-0	198	r-Sr.	TR	Pittsburgh, Pa./Penn Hills/Pitt
3	Skyler Howard	QB	6-0	206	So.	JC	Fort Worth, Texas/Brewer/Riverside City College
4	Shaquille Riddick	DL	6-6	242	Sr.	TR	Akron, Ohio/Buchtel/Gardner-Webb
4	Wendell Smallwood	RB	5-11	200	So.	1vl	Wilmington, Del./Eastern Christian
5	Mario Alford	WR	5-9	177	Sr.	1vl	Greenville, Ga./Greenville/Georgia Military
6	Dravon Henry	S	5-11	198	Fr.	HS	Aliquippa, Pa./Aliquippa
6	Daikiel Shorts	WR	6-1	198	So.	1vl	Clayton, N.J./Eastern Christian
7	Rushel Shell	RB	5-10	215	r-So.	SQ	Hopewell, Pa./Aliquippa/Pitt
7	Daryl Worley	CB	6-1	199	So.	1vl	Philadelphia, Pa./William Penn Charter
8	Karl Joseph	S	5-11	196	Jr.	2vl	Orlando, Fla./Edgewater
8	Donte Thomas-Williams	RB	6-1	232	Fr.	HS	Durham, N.C./Hillside
9	KJ Dillon	S	6-1	206	Jr.	2vl	Apopka, Fla./Apopka
9	Clint Trickett	QB	6-2	186	r-Sr.	1vl	Tallahassee, Fla./North Florida Christian/Florida State
10	Nana Twum Agyire	CB	6-0	194	r-Jr.	SQ	Chevy Chase, Md./Bethesda
10	Jordan Thompson	WR	5-7	165	Jr.	2vl	Katy, Texas/Katy
11	Kevin White	WR	6-3	210	Sr.	1vl	Plainfield, N.J./Emmaus/Lackawanna College
12	Khairi Sharif	CB	5-8	178	Jr.	JC	Houston, Texas/Bellaire/Cisco JC
13	Andrew Buie	RB	5-9	185	r-Jr.	2vl	Jacksonville, Fla./Trinity Christian
13	Sean Walters	LB	6-1	222	r-So.	1vl	Hollywood, Fla./Hallandale
14	Paul Millard	QB	6-2	222	Sr.	1vl	Flower Mound, Texas/Flower Mound
14	Ricky Rumph	CB	5-11	184	Jr.	2vl	Daytona Beach, Fla./Mainland
15	Logan Moore	QB/WR	5-11	198	r-Sr.	1vl	Fairmont, W.Va./Fairmont Senior/Fairmont State
16	Terrell Chestnut	CB	5-10	190	r-Jr.	2vl	Pottstown, Pa./Pottsgrove
16	William Crest Jr.	QB	6-2	214	Fr.	HS	Baltimore, Md./Dunbar
17	Al-Rasheed Benton	LB	6-1	225	r-Fr.	SQ	Newark, N.J./Shabazz
17	Storm McPherson	QB	6-1	206	r-Fr.	SQ	Princeton, W.Va./Princeton
18	Marvin Gross	S	6-3	205	So.	1vl	Baltimore, Md./Dunbar
18	Austin Hensley	QB	6-2	185	Fr.	HS	Hurricane, W.Va./Hurricane
19	KJ Myers	WR	6-2	195	r-Jr.	1vl	Jacksonville, Fla./First Coast
20	Brandon Napoleon	CB	5-10	183	r-So.	SQ	Rahway, N.J./St. Peter's Prep
22	Jarrod Harper	S	6-0	207	r-So.	1vl	Frostburg, Md./Mountain Ridge
22	Mike Molina	K	5-9	172	r-Fr.	SQ	Hurricane, W.Va./Hurricane
23	Jacky Marcellus	WR	5-8	178	r-Fr.	SQ	Immokalee, Fla./Immokalee
23	Keishawn Richardson	CB	5-10	176	r-Jr.	JC	Putnam City, Okla./Putnam City/NE Oklahoma A&M
24	Jeremy Tyler	S	5-11	202	So.	1vl	Lithonia, Ga./Martin Luther King
25	Dayron Wilson	S	5-10	199	r-Jr.	SQ	Woodbridge, Va./Garfield/Lackawanna College
26	Travis Bell	CB	6-1	194	r-Sr.	3vl	Belle Glade, Fla./Bell Glade
26	Scott Levine	K	5-11	196	r-Fr.	SQ	Clarksburg, W.Va./Robert C. Byrd
27	Daejuan Funderburk	S	6-1	180	Fr.	HS	Washington, D.C./Friendship Collegiate
27	Jaylon Myers	CB	6-2	195	r-Jr.	JC	North Augusta, S.C./Hutchinson CC
27	Maurice Zereoue	RB	5-8	200	r-Sr.	SQ	Hempstead, N.Y./Hempstead/Potomac State
28	Elijah Wellman	TE/FB	6-1	238	r-Fr.	SQ	Huntington, W.Va./Spring Valley
29	Dustin Garrison	RB	5-9	181	r-Jr.	2vl	Pearland, Texas/Pearland
30	Justin Arndt	LB	5-11	216	r-So.	1vl	Martinsburg, W.Va./Martinsburg
30	Eric Pittman	RB	5-6	170	Fr.	HS	Miramar, Fla./Miramar
31	Isaiah Bruce	LB	6-3	234	r-Jr.	2vl	Jacksonville, Fla./Providence
33	Jared Barber	LB	6-0	234	Sr.	3vl	Mocksville, N.C./Davie
34	Ishmael Banks	CB	6-0	184	r-Sr.	3vl	Richmond, Va./Varina/Hargrave Military Academy
35	Nick Kwiatkoski	LB	6-2	236	r-Jr.	2vl	Bethel Park, Pa./Bethel Park
36	Shaq Petteway	LB	6-0	228	r-Jr.	2vl	Steubenville, Ohio/Steubenville
37	Wes Tonkery	LB	6-2	223	r-Sr.	2vl	Shinnston, W.Va./Bridgeport
38	Shane Commodore	S	6-1	201	r-Fr.	SQ	Morgantown, W.Va./Morgantown
38	Nana Kyeremeh	CB	5-10	190	r-So.	1vl	Worthington, Ohio/Thomas Worthington
38	Cameron Nash	RB	5-6	180	r-Fr.	SQ	Piscataway, N.J./Piscataway
38	Chris Parry	WR	5-9	162	Fr.	HS	Niles, Ohio/Niles
39	Malik Greaves	S	6-2	208	r-Fr.	SQ	Jacksonville, Fla./Sandalwood
39	Chai Smith	WR	5-10	200	r-So.	SQ	Warminster, Pa./William Tennent
40	Hunter Brown	LB	6-1	220	Fr.	HS	Cypress Bay, Fla./Cypress Bay
41	Alex Brooks	LB	5-11	226	r-Fr.	SQ	Cleveland, Ohio/Mayfield
42	Garrett Hope	TE/FB	6-2	245	Jr.	2vl	The Woodlands, Texas/The Woodlands



2014 Mountaineer ROSTER

No.	Name	Pos.	Ht.	Wt.	Cl.	Exp.	Hometown/High School/Previous College
42	Houstin Syvertson	LB/FB	6-2	221	r-Fr.	SQ	Shady Spring, W.Va./Shady Spring
44	Hodari Christian	LB	6-0	223	r-Fr.	SQ	McKeesport, Pa./McKeesport
45	Eric Kinsey	DL	6-2	272	Jr.	2vl	Miami, Fla./Miami Northwestern
46	Nick Meadows	LS	5-11	219	r-Fr.	SQ	Williamstown, W.Va./Williamstown
47	Billy Kinney	K/P	6-4	211	Fr.	HS	Morgantown, W.Va./University
47	Jewone Snow	LB	6-1	236	r-Sr.	2vl	Canton, Ohio/Canton McKinley
48	Michael Molinari	H/P	6-2	209	r-Sr.	3vl	Parkersburg, W.Va./Parkersburg South
49	Darrien Howard	DL	6-1	286	So.	1vl	Dayton, Ohio/Chaminade-Julienne
50	Yodny Cajuste	DL	6-5	266	Fr.	HS	Hollywood, Fla./Miramar
52	Tanner Grose	LB	5-11	212	r-Sr.	SQ	Princeton, W.Va./Princeton
53	Xavier Preston	LB	6-2	230	Fr.	HS	Jensen Beach, Fla./Jensen Beach
57	Adam Pankey	OL	6-5	302	r-So.	1vl	Hamilton, Ohio/Hamilton
58	Amanii Brown	OL	6-4	295	Fr.	HS	Morgantown, W.Va./Morgantown
59	Stone Underwood	OL	6-3	298	r-Jr.	SQ	Brookhaven, Miss./Brookhaven/Copiah-Lincoln CC
60	Zack Johnson	OL	6-3	291	r-Fr.	SQ	Crawley, W.Va./Greenbrier West
63	Michael Calicchio	OL	6-9	330	r-Sr.	1vl	Brooklyn, N.Y./Xaverian/C.W. Post
64	Mark Glowinski	OL	6-5	312	r-Sr.	1vl	Wilkes-Barre, Pa./GAR Memorial/Lackawanna College
65	Tyler Orlosky	OL	6-4	301	r-So.	1vl	Cleveland, Ohio/St. Edward
66	Jonathan Haynes	OL	6-5	290	Fr.	HS	Bowie, Md./Annapolis Area Christian
67	Quinton Spain	OL	6-4	332	r-Sr.	3vl	Petersburg, Va./Petersburg
68	Dontae Angus	DL	6-6	320	Fr.	HS	Philadelphia, Pa./Martin Luther King
69	Tony Matteo	OL	6-4	296	r-So.	SQ	Clinton, Ohio/Manchester
70	Brandon Jackson	DL	6-3	345	r-Jr.	SQ	Euclid, Ohio/St. Edward
71	Tyler Tezeno	OL	6-3	305	r-Fr.	SQ	Houston, Texas/Klein Collins
72	Brendan Willis	OL	6-2	270	r-Fr.	SQ	Centerville, Va./Centerville
74	Sylvester Townes	OL	6-6	288	Jr.	JC	Memphis, Tenn./Germantown/Coahoma CC
77	Marcell Lazard	OL	6-6	306	r-Fr.	SQ	Bloomfield, N.J./Bloomfield
78	Marquis Lucas	OL	6-4	314	r-Jr.	1vl	Miami, Fla./Miami Central
79	Grant Lingafelter	OL	6-5	304	r-Fr.	SQ	Chagrin Falls, Ohio/Chagrin Falls
81	Vernon Davis Jr.	WR	5-9	173	r-So.	SQ	Miami, Fla./Coral Reef/Miami
82	Devonte Mathis	WR	6-1	210	r-So.	1vl	Miami, Fla./Miramar
84	Lamar Parker	WR	5-8	164	Fr.	HS	Miami, Fla./Booker T. Washington
85	Ricky Rogers	WR	6-1	201	Fr.	HS	Monroeville, Pa./Gateway
86	Josh Lambert	K	5-11	215	r-So.	1vl	Garland, Texas/Garland
87	John DePalma	LS	6-5	247	Jr.	2vl	Cumming, Ga./Pinecrest Academy
88	Cody Clay	TE/FB	6-4	262	r-Jr.	2vl	Alum Creek, W.Va./George Washington
89	Russell Haughton-James	OL	6-6	290	r-Jr.	1vl	Plantation, Fla./American Heritage
91	D.J. Carozza	DL	5-11	288	r-Fr.	SQ	Parkersburg, W.Va./Parkersburg
91	Nick O'Toole	P	6-4	223	Jr.	1vl	Corona, Calif./Mater Dei/Fullerton College
92	Jon Lewis	DL	6-2	250	r-Fr.	SQ	Morgantown, W.Va./University
93	Kyle Rose	DL	6-4	294	r-Jr.	2vl	Centerville, Ohio/Centerville
94	Austin Fields	DL	6-0	271	Fr.	HS	Belle Vernon, Pa./Belle Vernon
95	Christian Brown	DL	6-2	285	r-So.	1vl	Fort Myers, Fla./Bridgeton
96	Darren Arndt	DL	6-3	248	r-Jr.	SQ	Martinsburg, W.Va./Martinsburg
96	Jaleel Fields	DL	6-1	275	Fr.	HS	Aliquippa, Pa./Aliquippa
97	Noble Nwachukwu	DL	6-2	265	r-So.	1vl	Wylie, Texas/Wylie
98	Tyree Owens	DL	6-3	264	Fr.	HS	Oviedo, Fla./Oviedo



Game No. 1: Alabama 33, WVU 23

ATLANTA, Ga. (Aug. 30, 2014) - West Virginia went into the Chick-fil-A Kickoff game against No. 2 Alabama as more than a 25-point underdog, but the Mountaineers held their own in a 33-23 win by the Crimson Tide.

Missed opportunities hurt both sides, specially West Virginia, but the Mountaineers refused to roll over for the Tide.

WVU senior receiver Kevin White was spectacular on the national stage with nine catches for 143 yards and one touchdown. The totals were a career high for White and the second 100-yard receiving effort of his career.

West Virginia quarterback Clint Trickett got the afternoon started on the right foot, engineering a 14-play, 79-yard scoring drive on the game's opening possession. The drive stalled at the Alabama three, and kicker Josh Lambert put the first points on the board of the 2014 season with a 20-yard field goal.

Alabama answered with the next 10 points behind a 47-yard field goal from Adam Griffith and a 15-yard touchdown run by T.J. Yeldon for a 10-3 Tide advantage.

Trickett was sharp for most of the day and brought the Mountaineers back to tie the game at 10-10, when he hit White for a 19-yard scoring toss in the corner of the end zone to finish off an impressive nine-play, 75-yard drive.

The final 2:00 of the half was a flurry of action as Alabama regained the lead with 1:57 left, when Yeldon scored his second touchdown.

However, West Virginia answered right back with a 100-yard kickoff return from Mario Alford to knot the game again at 17-17. The only problem with Alford's score was that he left too much time on the clock (1:31), and Alabama capitalized.

The Tide drove 50 yards in the final 1:31 and took a 20-17 lead at the half behind a 41-yard field goal from Griffith.

Third quarter action saw the Tide add a Derrick Henry 19-yard touchdown run to open up a 10-point lead at 27-17.

Once again, just like in the first half, Alabama had a chance to break the game open, but the Mountaineers would not go away. A game of field goals between the two kickers ensued the rest of the way, as the two teams combined for four field goals in the final quarter and a half.

WVU answered with a 42-yard Lambert field goal to cut the deficit to seven, 27-20, with 4:59 left in the third.

Alabama answered with the final score of the quarter coming at the 1:27 mark as Griffith converted from 27-yards away.

West Virginia could not take advantage of a Daryl Worley interception in the fourth quarter, and several dropped passes would come back to haunt them and to end scoring opportunities.

The Mountaineers put their final points on the board with 13:37 left in the game, on Lambert's 41-yard field goal, which gave him three for the



Kevin White

game, and closed WVU's deficit to seven at 30-23.

But Griffith added his fourth field goal in the game with 8:07 left. His 45-yard effort ended the game's scoring, gave him a 4-3 advantage over Lambert in the field goal department and put the final score at 33-23 in favor of the Crimson Tide.

Along with White's impressive numbers for West Virginia, Trickett was strong with 365 yards passing on 29 completions. Wendell Smallwood added 73 yards receiving and Jordan Thompson had five catches for 62 yards.

A trio of defenders led the Mountaineer defense behind Karl Joseph's 18 tackles, followed by 11 stops each from Worley and Nick Kwaitkoski.

Crimson Tide quarterback Blake Sims finished with 250 yards passing, while Yeldon and Henry led the ground game with a 126 and 113 yards. Amari Cooper was Alabama's top receiver with 12 catches for 130 yards. Landon Collins led the Tide defense with eight stops.

It was the first meeting ever between the two schools, and a crowd of 70,502 packed the Georgia Dome for the meeting between teams from the SEC and Big 12 Conferences.

Scoring and Statistical Summary

	1	2	3	4	F
West Virginia.....	3	14	3	3	23
Alabama.....	3	17	10	3	33

1st	WVU - Josh Lambert 20 FG UA - Adam Griffith 47 FG
2nd	UA - T.J. Yeldon 15 rush (Griffith kick) WVU - Kevin White 19 pass from Clint Trickett (Lambert kick) UA - Yeldon 1 rush (Griffith kick) WVU - Mario Alford 100 kickoff return (Lambert kick) UA - Griffith 41 FG
3rd	UA - Derrick Henry 19 rush (Griffith kick) WVU - Lambert 42 FG UA - Griffith 27 FG
4th	WVU - Lambert 41 FG UA - Griffith 45 FG

WVU RUSHING: Shell 10-38; WVU PASSING: Trickett 29-45-0-365; WVU RECEIVING: White 9-143, Smallwood 6-73, Thompson 5-62, Alford 5-54; WVU TACKLES (TFL/QS): Joseph 18 (1/0), Worley 11 (1/0), Kwaitkoski 11; WVU INTERCEPTIONS: Worley.

UA RUSHING: Yeldon 23-126, Henry 17-113; UA PASSING: Sims 24-33-1-250; UA RECEIVING: Cooper 12-130, White 6-73; UA TACKLES (TFL/QS): Collins 8, Jones 7, Foster 7 (1/0); UA INTERCEPTIONS: None.

Attendance - 70,502

If West Virginia Wins ...

► West Virginia would be 2-1 for the 2014 season

► Dana Holgorsen would be 23-18 as West Virginia's head coach

- his overall coaching record would be 23-18
- he would be 3-1 against Randy Edsall
- he would be 3-1 versus Maryland
- he would be 2-1 versus the Terps on the road
- he would be 4-0 in third games at WVU
- he would be 2-2 in second road games at WVU
- he would be 2-1 in non-conference play for 2014
- he would be 1-1 in non-conference road games for 2014
- he would be 12-4 in all-time non-conference play
- he would be 4-3 in all-time non-conference road games
- he would be 2-0 in September non-conference games for 2014
- he would be 9-2 in all-time September non-conference games
- he would be 1-0 in September non-conference road games for 2014
- he would be 3-1 in all-time September non-conference road games
- he would have a two-game non-conference winning streak
- he would break a three-game non-conference road losing streak

► WVU would lead the all-time series with Maryland 27-22-2

- WVU would break a one-game losing streak in the series
- WVU would break a one-game road losing streak in the series
- WVU would be 13-13-1 all-time in the series away from home
- WVU would be 13-11-1 all-time in Byrd Stadium
- WVU would be 2-0 in Byrd Stadium under Holgorsen

► The Mountaineers would be 213-90-4 on artificial turf since 1980

- WVU was 57-29 on turf in the 90s, 66-21 on turf in the 2000 decade and would be 24-18 on turf in this decade
- WVU would be 17-16 on turf under Holgorsen
- WVU would be 4-8 on turf on the road under Holgorsen
- WVU would be 2-1 on turf in 2014
- WVU would have a two-game winning streak on turf
- WVU would break a seven-game road losing streak on turf

► WVU would be 11-3 in the month of September under Holgorsen

- WVU would be 3-2 on the road in the month of September under Holgorsen
- WVU would be 177-75-5 all-time in the month of September
- WVU would be 57-49-1 all-time on the road in the month of September
- WVU would be 6-2 all-time on September 13
- WVU would be 2-0 for September 2014
- WVU would be 1-0 on the road for September 2014
- WVU would be 2-0 in September non-conference games for 2014
- WVU would be 1-0 in September non-conference road games for 2014

► WVU would be 10-5 in blue jerseys under Holgorsen

- WVU would be 1-0 in blue jerseys for the 2014 season
- WVU would break a three-game losing streak wearing blue jerseys
- WVU would be 147-62-4 in blue jerseys since 1980
- WVU was 44-15 in blue jerseys in the 2000 decade and would be 14-7 in blue jerseys in this decade
- WVU would be 1-0 in blue jerseys in non-conference play for 2014

► West Virginia would be 10-10 on the road under Holgorsen

- The Mountaineers would be 1-1 on the road in 2014
- The Mountaineers would break a two-game road losing streak
- WVU would be 101-83 on the road since 1980
- WVU was 57-25 on the road in the 2000 decade and would be 13-13 on the road in this decade
- WVU would be 45-27 on the road since 2002

► West Virginia would be 18-11 in day games under Holgorsen

- WVU would be 7-7 in road day games under Holgorsen
- WVU would be 1-1 in day games for 2014
- WVU would be 1-1 in road day games for 2014
- WVU would break a three-game losing streak in day games
- WVU would break a two-game losing streak in road day games
- WVU would be 208-105-2 in day games since 1980
- WVU was 57-25 in day games in the 2000 decade and would be 25-12 in day games in this decade
- WVU would be 1-1 in non-conference day games in 2014



Jordan Thompson

- WVU would be 1-1 in road non-conference day games for 2014
- WVU would be 1-0 in September non-conference day games for 2014
- WVU would be 1-0 in September non-conference road day games for 2014
- WVU would be 10-2 in non-conference day games under Holgorsen
- WVU would be 4-2 in non-conference road day games under Holgorsen
- WVU would be 9-1 in non-conference September day games under Holgorsen
- WVU would be 3-1 in non-conference September road day games under Holgorsen

► West Virginia would be 2-1 in non-conference play for 2014

- WVU would be 1-1 in non-conference road games for 2014
- WVU would be 2-0 in September non-conference games for 2014
- WVU would be 1-0 in September non-conference road games for 2014
- WVU would be 12-4 all-time in non-conference games under Holgorsen
- WVU would be 4-3 all-time in non-conference road games under Holgorsen
- WVU would be 9-2 in September non-conference games under Holgorsen
- WVU would be 3-1 in September non-conference road games under Holgorsen
- WVU would have a two-game winning streak in non-conference play
- WVU would break a three-game road losing streak in non-conference play

► West Virginia will have won 92 of its last 127 regular-season games

- WVU will have won 97 of its last 137 overall games
- WVU would be 82-35 over the last 117 games

► West Virginia would be 1-0 on the Big Ten Network in 2014

- WVU would be 1-0 on the road on the Big Ten Network in 2014
- WVU would be 1-0 all-time on the Big Ten Network
- WVU would be 1-0 all-time on the road on the Big 10 Network
- WVU would be 1-0 on the Big Ten Network under Holgorsen
- WVU would be 1-0 on the road on the Big 10 Network under Holgorsen
- WVU would have a one-game winning streak on the Big Ten Network
- WVU would have a one-game road winning streak on the Big Ten Network

► The 2014 seniors would have a 23-18 career record

► West Virginia would be 75-94-6 all-time against current schools in the Big Ten Conference

- WVU would be 4-1 against current schools in the Big Ten Conference under Holgorsen
- WVU would be 6-1 against current schools in the Big Ten Conference in this decade
- WVU would break a one-game losing streak against the Big Ten Conference

The Automated ScoreBook
West Virginia Game Results (as of Sep 07, 2014)
All games

Date	Opponent	Score		Overall Record	Conference Record	Time	Attend
----	-----	-----		-----	-----	----	-----
Aug 30, 2014	vs Alabama	23-33	L	0- 1- 0	0- 0- 0	3:29	70502
Sep 06, 2014	TOWSON	W 54-0		1- 1- 0	0- 0- 0	3:12	56414

* indicates conference game

Opponent	Score	-----FIRST DOWNS-----				---RUSHING---		-----PASSING-----			--TOTAL OFFENSE--		Return Yards	Turn-Overs
		Total	Rush	Pass	Pen	Number-Yards	Comp-Att-Int	Yards	Plays-Yards	Yards				
-----	-----	--/--	--/--	--/--	--/--	-----/-----	-----/-----	--/--	----- / -----	----- / -----	--/--	--/--		
Alabama.....	23-33	22/30	5/13	17/14	0/3	24-28 / 49-288	29-45- 0 / 24-33- 1	365/250	69-393 / 82-538	155/98	0/1			
TOWSON.....	54-0	33/7	14/2	18/4	1/1	52-251 / 29-42	38-44- 0 / 8-24- 0	355/80	96-606 / 53-122	61/153	1/0			
Totals.....	77-33	55/37	19/15	35/18	1/4	76-279 / 78-330	67-89- 0 / 32-57- 1	720/330	165-999 / 135-660	216/251	1/1			

Note: Game totals are displayed in the format TEAM/OPPONENT for each category

The Automated ScoreBook
West Virginia Overall Team Statistics (as of Sep 07, 2014)
All games

Team Statistics	WVU	OPP
SCORING	77	33
Points Per Game	38.5	16.5
Points Off Turnovers	0	0
FIRST DOWNS	55	37
Rushing	19	15
Passing	35	18
Penalty	1	4
RUSHING YARDAGE	279	330
Yards gained rushing	339	364
Yards lost rushing	60	34
Rushing Attempts	76	78
Average Per Rush	3.7	4.2
Average Per Game	139.5	165.0
TDs Rushing	5	3
PASSING YARDAGE	720	330
Comp-Att-Int	67-89-0	32-57-1
Average Per Pass	8.1	5.8
Average Per Catch	10.7	10.3
Average Per Game	360.0	165.0
TDs Passing	3	0
TOTAL OFFENSE	999	660
Total Plays	165	135
Average Per Play	6.1	4.9
Average Per Game	499.5	330.0
KICK RETURNS: #-Yards	6-194	11-252
PUNT RETURNS: #-Yards	4-18	1--1
INT RETURNS: #-Yards	1-4	0-0
KICK RETURN AVERAGE	32.3	22.9
PUNT RETURN AVERAGE	4.5	-1.0
INT RETURN AVERAGE	4.0	0.0
FUMBLES-LOST	2-1	0-0
PENALTIES-Yards	9-90	16-119
Average Per Game	45.0	59.5
PUNTS-Yards	5-217	10-400
Average Per Punt	43.4	40.0
Net punt average	43.6	38.2
KICKOFFS-Yards	15-935	9-560
Average Per Kick	62.3	62.2
Net kick average	38.9	32.3
TIME OF POSSESSION/Game	28:52	31:08
3RD-DOWN Conversions	17/31	13/30
3rd-Down Pct	55%	43%
4TH-DOWN Conversions	1/3	0/4
4th-Down Pct	33%	0%
SACKS BY-Yards	4-25	5-32
MISC YARDS	0	0
TOUCHDOWNS SCORED	9	3
FIELD GOALS-ATTEMPTS	4-6	4-4
ON-SIDE KICKS	0-0	0-0
RED-ZONE SCORES	(11-14) 79%	(4-4) 100%
RED-ZONE TOUCHDOWNS	(8-14) 57%	(3-4) 75%
PAT-ATTEMPTS	(9-9) 100%	(3-3) 100%
ATTENDANCE	56414	0
Games/Avg Per Game	1/56414	0/0
Neutral Site Games		1/70502

Score by Quarters	1st	2nd	3rd	4th	OT	Total
West Virginia	13	35	12	17	0	77
Opponents	3	17	10	3	0	33

The Automated ScoreBook
West Virginia Overall Individual Statistics (as of Sep 07, 2014)
All games

<u>Rushing</u>	<u>gp</u>	<u>att</u>	<u>gain</u>	<u>loss</u>	<u>net</u>	<u>avg</u>	<u>td</u>	<u>lg</u>	<u>avg/g</u>
Shell, Rushel	2	24	113	4	109	4.5	1	16	54.5
Buie, Andrew	2	9	70	0	70	7.8	1	26	35.0
Smallwood, Wendell	2	13	43	1	42	3.2	1	16	21.0
Crest, William	1	5	33	6	27	5.4	1	13	27.0
Smith, Dreamius	2	10	25	0	25	2.5	0	5	12.5
Garrison, D.	2	5	15	4	11	2.2	0	6	5.5
Thompson, Jordan	2	1	9	0	9	9.0	0	9	4.5
Trickett, Clint	2	7	29	26	3	0.4	1	14	1.5
Wellman, Elijah	2	1	2	0	2	2.0	0	2	1.0
TEAM	2	1	0	19	-19	-19.0	0	0	-9.5
Total	2	76	339	60	279	3.7	5	26	139.5
Opponents	2	78	364	34	330	4.2	3	26	165.0

<u>Passing</u>	<u>gp</u>	<u>effic</u>	<u>comp-att-int</u>	<u>pct</u>	<u>yds</u>	<u>td</u>	<u>lg</u>	<u>avg/g</u>
Trickett, Clint	2	157.40	64-85-0	75.3	713	3	32	356.5
Crest, William	1	89.70	3-4-0	75.0	7	0	9	7.0
Total	2	154.36	67-89-0	75.3	720	3	32	360.0
Opponents	2	101.26	32-57-1	56.1	330	0	38	165.0

<u>Receiving</u>	<u>gp</u>	<u>no.</u>	<u>yds</u>	<u>avg</u>	<u>td</u>	<u>lg</u>	<u>avg/g</u>
White, Kevin	2	19	244	12.8	1	29	122.0
Thompson, Jordan	2	10	114	11.4	1	32	57.0
Alford, Mario	2	10	75	7.5	1	16	37.5
Smallwood, Wendell	2	9	128	14.2	0	25	64.0
Shell, Rushel	2	6	66	11.0	0	19	33.0
Shorts, Daikiel	2	4	44	11.0	0	21	22.0
Gibson, Shelton	2	3	13	4.3	0	9	6.5
Clay, Cody	2	2	12	6.0	0	7	6.0
Wellman, Elijah	2	2	8	4.0	0	10	4.0
Davis, Vernon	2	1	12	12.0	0	12	6.0
Smith, Dreamius	2	1	4	4.0	0	4	2.0
Total	2	67	720	10.7	3	32	360.0
Opponents	2	32	330	10.3	0	38	165.0

<u>Punt Returns</u>	<u>no.</u>	<u>yds</u>	<u>avg</u>	<u>td</u>	<u>lg</u>
Thompson, Jordan	2	29	14.5	0	30
Alford, Mario	2	-11	-5.5	0	0
Total	4	18	4.5	0	30
Opponents	1	-1	-1.0	0	0

<u>Interceptions</u>	<u>no.</u>	<u>yds</u>	<u>avg</u>	<u>td</u>	<u>lg</u>
Worley, Daryl	1	4	4.0	0	4
Total	1	4	4.0	0	4
Opponents	0	0	0.0	0	0

<u>Kick Returns</u>	<u>no.</u>	<u>yds</u>	<u>avg</u>	<u>td</u>	<u>lg</u>
Alford, Mario	3	145	48.3	1	100
Shell, Rushel	2	36	18.0	0	29
Thompson, Jordan	1	13	13.0	0	13
Total	6	194	32.3	1	100
Opponents	11	252	22.9	0	38

<u>Fumble Returns</u>	<u>no.</u>	<u>yds</u>	<u>avg</u>	<u>td</u>	<u>lg</u>
Total	0	0	0.0	0	0
Opponents	0	0	0.0	0	0

The Automated ScoreBook
West Virginia Overall Individual Statistics (as of Sep 07, 2014)
All games

Scoring	td	fg	PAT				dpx	saf	pts
			kick	rush	rcv	pass			
Lambert, Josh	-	4-6	7-7	-	-	-	-	-	19
Alford, Mario	2	-	-	-	-	-	-	-	12
White, Kevin	1	-	-	-	-	-	-	-	6
Smallwood, Wendell	1	-	-	-	-	-	-	-	6
Trickett, Clint	1	-	-	-	-	-	-	-	6
Crest, William	1	-	-	-	-	-	-	-	6
Thompson, Jordan	1	-	-	-	-	-	-	-	6
Shell, Rushel	1	-	-	-	-	-	-	-	6
Buie, Andrew	1	-	-	-	-	-	-	-	6
Molina, Mike	-	-	2-2	-	-	-	-	-	2
TEAM	-	-	-	-	-	-	-	1	2
Total	9	4-6	9-9	-	-	-	-	1	77
Opponents	3	4-4	3-3	-	-	-	-	-	33

Total Offense	g	plays	rush	pass	total	avg/g
Trickett, Clint	2	92	3	713	716	358.0
Shell, Rushel	2	24	109	0	109	54.5
Buie, Andrew	2	9	70	0	70	35.0
Smallwood, Wendell	2	13	42	0	42	21.0
Crest, William	1	9	27	7	34	34.0
Smith, Dreamius	2	10	25	0	25	12.5
Garrison, D.	2	5	11	0	11	5.5
Thompson, Jordan	2	1	9	0	9	4.5
Wellman, Elijah	2	1	2	0	2	1.0
TEAM	2	1	-19	0	-19	-9.5
Total	2	165	279	720	999	499.5
Opponents	2	135	330	330	660	330.0

Field Goals	fg	pct.	01-19	20-29	30-39	40-49	50-99	lg	blk
Lambert, Josh	4-6	66.7	1-1	1-1	0-1	2-3	0-0	42	0

FG Sequence	West Virginia	Opponents
Alabama	(20),47,(42),(41)	(47),(41),(27),(45)
Towson	(19),34	-

Numbers in (parentheses) indicate field goal was made.

Punting	no.	yds	avg	lg	tb	fc	i20	50+	blk
O'Toole, Nick	5	217	43.4	58	0	3	5	2	0
Total	5	217	43.4	58	0	3	5	2	0
Opponents	10	400	40.0	62	0	2	2	2	0

Kickoffs	no.	yds	avg	tb	ob	retn	net	ydln
Molinari, Mike	15	935	62.3	4	0			
Total	15	935	62.3	4	0	22.9	38.9	26
Opponents	9	560	62.2	3	0	32.3	32.3	32

The Automated ScoreBook
West Virginia Overall Individual Statistics (as of Sep 07, 2014)
All games

<u>All Purpose</u>	<u>g</u>	<u>rush</u>	<u>rcv</u>	<u>pr</u>	<u>kr</u>	<u>ir</u>	<u>total</u>	<u>avg/g</u>
White, Kevin	2	0	244	0	0	0	244	122.0
Shell, Rushel	2	109	66	0	36	0	211	105.5
Alford, Mario	2	0	75	-11	145	0	209	104.5
Smallwood, Wen	2	42	128	0	0	0	170	85.0
Thompson, Jord	2	9	114	29	13	0	165	82.5
Buie, Andrew	2	70	0	0	0	0	70	35.0
Shorts, Daikiel	2	0	44	0	0	0	44	22.0
Smith, Dreamius	2	25	4	0	0	0	29	14.5
Crest, William	1	27	0	0	0	0	27	27.0
Gibson, Shelton	2	0	13	0	0	0	13	6.5
Clay, Cody	2	0	12	0	0	0	12	6.0
Davis, Vernon	2	0	12	0	0	0	12	6.0
Garrison, D.	2	11	0	0	0	0	11	5.5
Wellman, Elijah	2	2	8	0	0	0	10	5.0
Worley, Daryl	2	0	0	0	0	4	4	2.0
Trickett, Clint	2	3	0	0	0	0	3	1.5
TEAM	2	-19	0	0	0	0	-19	-9.5
Total	2	279	720	18	194	4	1215	607.5
Opponents	2	330	330	-1	252	0	911	455.5

The Automated ScoreBook
 West Virginia Overall Defensive Statistics (as of Sep 07, 2014)
 All games

##	Defensive Leaders	gp	Tackles			tfl/yds	Sacks no-yds	Pass defense			Fumbles		blkd	
			ua	a	tot			int-yds	brup	qbh	rcv-yds	ff	kick	saf
8	Joseph, Karl	2	9	11	20	1.0-2	
37	Tonkery, Wes	2	5	9	14	1.5-6	0.5-4	
7D	Worley, Daryl	2	10	3	13	1.0-3	.	1-4	
35	Kwaitkoski, Nick	2	7	5	12	
2D	Golson, Brandon	2	4	6	10	
99	Hyman, Dontrill	2	3	7	10	1.0-1	
9D	Dillon, KJ	2	4	3	7	1.5-8	0.5-4	
93	Rose, Kyle	2	2	5	7	
97	Nwachukwu, Noble	2	1	5	6	2	.	.	.	
6D	Henry, Dravon	2	3	3	6	
26	Bell, Travis	2	2	2	4	
20	Muldrow, Edward	2	2	2	4	
5D	Rumph, Ricky	2	2	2	4	
31	Bruce, Isaiah	2	3	1	4	1.0-3	
16	Chestnut, Terrell	2	1	3	4	.	.	.	1	
36	Petteway, Shaq	2	3	1	4	1.0-4	1.0-4	
22	Harper, Jarrod	2	3	1	4	1.0-9	1.0-9	.	.	2	.	.	.	
4D	Riddick, Shaq	2	2	1	3	1.0-4	1.0-4	
92	Lewis, Jon	1	2	1	3	
1	Gibson, Shelton	2	2	.	2	
17	Benton, Al-Rasheed	2	.	2	2	
24	Tyler, Jeremy	2	1	1	2	
3D	Christian, Cullen	2	2	.	2	
95	Brown, Christian	2	1	1	2	
30	Arndt, Justin	2	1	1	2	
96	Arndt, Darren	1	1	.	1	
52	Grose, Tanner	1	1	.	1	
53	Preston, Xavier	2	.	1	1	
47	Snow, Jewone	2	.	1	1	
TM	TEAM	2	1	
	Total	2	77	78	155	10-40	4-25	1-4	1	4	.	.	1	
	Opponents	2	105	70	175	12-45	5-32	.	4	.	1-0	1	.	

The Automated ScoreBook
West Virginia Individual Season/Career Statistics (as of Sep 07, 2014)
All games

	SEASON									CAREER								
Rushing	gp	att	gain	loss	net	avg	td	lg	avg/g	gp	att	gain	loss	net	avg	td	lg	avg/g
Shell, Rushel	2	24	113	4	109	4.5	1	16	54.5	2	24	113	4	109	4.5	1	16	54.5
Buie, Andrew	2	9	70	0	70	7.8	1	26	35.0	26	239	1174	81	1093	4.6	9	30	42.0
Smallwood, Wendell	2	13	43	1	42	3.2	1	16	21.0	14	52	268	5	263	5.1	2	38	18.8
Crest, William	1	5	33	6	27	5.4	1	13	27.0	1	5	33	6	27	5.4	1	13	27.0
Smith, Dreamius	2	10	25	0	25	2.5	0	5	12.5	14	113	570	51	519	4.6	5	75	37.1
Garrison, D.	2	5	15	4	11	2.2	0	6	5.5	27	191	1024	45	979	5.1	8	42	36.3
Thompson, Jordan	2	1	9	0	9	9.0	0	9	4.5	25	5	21	2	19	3.8	0	9	0.8
Trickett, Clint	2	7	29	26	3	0.4	1	14	1.5	10	43	121	147	-26	-0.6	2	14	-2.6
Wellman, Elijah	2	1	2	0	2	2.0	0	2	1.0	2	1	2	0	2	2.0	0	2	1.0
TEAM	2	1	0	19	-19	-19.0	0	0	-9.5									
Total	2	76	339	60	279	3.7	5	26	139.5									
Opponents	2	78	364	34	330	4.2	3	26	165.0									
Passing	gp	effic	comp-att-int	pct	yds	td	lg	avg/g	gp	effic	comp-att-int	pct	yds	td	lg	avg/g		
Trickett, Clint	2	157.40	64-85-0	75.3	713	3	32	356.5	10	126.01	187-318-7	58.8	2318	10	76	231.8		
Crest, William	1	89.70	3-4-0	75.0	7	0	9	7.0	1	89.70	3-4-0	75.0	7	0	9	7.0		
Total	2	154.36	67-89-0	75.3	720	3	32	360.0										
Opponents	2	101.26	32-57-1	56.1	330	0	38	165.0										
Receiving	gp	no.	yds	avg	td	lg	avg/g	gp	no.	yds	avg	td	lg	avg/g				
White, Kevin	2	19	244	12.8	1	29	122.0	13	54	751	13.9	6	43	57.8				
Thompson, Jordan	2	10	114	11.4	1	32	57.0	25	46	377	8.2	1	32	15.1				
Alford, Mario	2	10	75	7.5	1	16	37.5	14	37	627	16.9	3	76	44.8				
Smallwood, Wendell	2	9	128	14.2	0	25	64.0	14	20	260	13.0	0	30	18.6				
Shell, Rushel	2	6	66	11.0	0	19	33.0	2	6	66	11.0	0	19	33.0				
Shorts, Daikiel	2	4	44	11.0	0	21	22.0	14	49	539	11.0	2	38	38.5				
Gibson, Shelton	2	3	13	4.3	0	9	6.5	2	3	13	4.3	0	9	6.5				
Clay, Cody	2	2	12	6.0	0	7	6.0	27	13	114	8.8	1	19	4.2				
Wellman, Elijah	2	2	8	4.0	0	10	4.0	2	2	8	4.0	0	10	4.0				
Davis, Vernon	2	1	12	12.0	0	12	6.0	8	6	45	7.5	0	12	5.6				
Smith, Dreamius	2	1	4	4.0	0	4	2.0	14	3	15	5.0	0	9	1.1				
Total	2	67	720	10.7	3	32	360.0											
Opponents	2	32	330	10.3	0	38	165.0											
Total Offense	g	plays	rush	pass	total	avg/g	g	plays	rush	pass	total	avg/g						
Trickett, Clint	2	92	3	713	716	358.0	10	361	-26	2318	2292	229.2						
Shell, Rushel	2	24	109	0	109	54.5	2	24	109	0	109	54.5						
Buie, Andrew	2	9	70	0	70	35.0	26	239	1093	0	1093	42.0						
Smallwood, Wendell	2	13	42	0	42	21.0	14	52	263	0	263	18.8						
Crest, William	1	9	27	7	34	34.0	1	9	27	7	34	34.0						
Smith, Dreamius	2	10	25	0	25	12.5	14	113	519	0	519	37.1						
Garrison, D.	2	5	11	0	11	5.5	27	191	979	0	979	36.3						
Thompson, Jordan	2	1	9	0	9	4.5	25	5	19	0	19	0.8						
Wellman, Elijah	2	1	2	0	2	1.0	2	1	2	0	2	1.0						
TEAM	2	1	-19	0	-19	-9.5												
Total	2	165	279	720	999	499.5												
Opponents	2	135	330	330	660	330.0												

The Automated ScoreBook
West Virginia Individual Season/Career Statistics (as of Sep 07, 2014)
All games

Scoring	SEASON						CAREER										
	td	fg	PAT			dxp	saf	pts	td	fg	PAT			dxp	saf	pts	
			kick	rush	rcv	pass					rush	rcv	pass				
Lambert, Josh	-	4-6	7-7	-	-	-	-	-	19	-	21-29	42-43	-	-	-	-	105
Alford, Mario	2	-	-	-	-	-	-	-	12	4	-	-	-	-	-	-	24
Buie, Andrew	1	-	-	-	-	-	-	-	6	9	-	-	-	-	-	-	54
Smallwood, Wendell	1	-	-	-	-	-	-	-	6	2	-	-	-	-	-	-	12
Trickett, Clint	1	-	-	-	-	-	-	-	6	2	-	-	-	-	-	-	12
Shell, Rushel	1	-	-	-	-	-	-	-	6	1	-	-	-	-	-	-	6
White, Kevin	1	-	-	-	-	-	-	-	6	6	-	-	-	-	-	-	36
Thompson, Jordan	1	-	-	-	-	-	-	-	6	1	-	-	-	-	-	-	6
Crest, William	1	-	-	-	-	-	-	-	6	1	-	-	-	-	-	-	6
TEAM	-	-	-	-	-	-	-	1	2								
Molina, Mike	-	-	2-2	-	-	-	-	-	2	-	-	2-2	-	-	-	-	2
Total	9	4-6	9-9	-	-	-	-	1	77								
Opponents	3	4-4	3-3	-	-	-	-	-	33								

Punt Returns	no.	yds	avg	td	lg	no.	yds	avg	td	lg
Thompson, Jordan	2	29	14.5	0	30	12	47	3.9	0	30
Alford, Mario	2	-11	-5.5	0	0	3	-13	-4.3	0	0
Total	4	18	4.5	0	30					
Opponents	1	-1	-1.0	0	0					

Kick Returns	no.	yds	avg	td	lg	no.	yds	avg	td	lg
Alford, Mario	3	145	48.3	1	100	14	374	26.7	1	100
Shell, Rushel	2	36	18.0	0	29	2	36	18.0	0	29
Thompson, Jordan	1	13	13.0	0	13	6	80	13.3	0	21
Total	6	194	32.3	1	100					
Opponents	11	252	22.9	0	38					

Interceptions	no.	yds	avg	td	lg	no.	yds	avg	td	lg
Worley, Daryl	1	4	4.0	0	4	2	41	20.5	0	37
Total	1	4	4.0	0	4					
Opponents	0	0	0.0	0	0					

Fumble Returns	no.	yds	avg	td	lg	no.	yds	avg	td	lg
Total	0	0	0.0	0	0					
Opponents	0	0	0.0	0	0					

All Purpose	g	rush	rcv	pr	kr	ir	total	avg/g	g	rush	rcv	pr	kr	ir	total	avg/g
White, Kevin	2	0	244	0	0	0	244	122.0	13	0	751	0	0	0	751	57.8
Shell, Rushel	2	109	66	0	36	0	211	105.5	2	109	66	0	36	0	211	105.5
Alford, Mario	2	0	75	-11	145	0	209	104.5	14	47	627	-13	374	0	1035	73.9
Smallwood, Wen	2	42	128	0	0	0	170	85.0	14	263	260	0	541	0	1064	76.0
Thompson, Jorda	2	9	114	29	13	0	165	82.5	25	19	377	47	80	0	523	20.9
Buie, Andrew	2	70	0	0	0	0	70	35.0	26	1093	403	0	47	0	1543	59.3
Shorts, Daikiel	2	0	44	0	0	0	44	22.0	14	0	539	0	0	0	539	38.5
Smith, Dreamius	2	25	4	0	0	0	29	14.5	14	519	15	0	0	0	534	38.1
Crest, William	1	27	0	0	0	0	27	27.0	1	27	0	0	0	0	27	27.0
Gibson, Shelton	2	0	13	0	0	0	13	6.5	2	0	13	0	0	0	13	6.5
Clay, Cody	2	0	12	0	0	0	12	6.0	27	0	114	0	0	0	114	4.2
Davis, Vernon	2	0	12	0	0	0	12	6.0	8	35	45	0	14	0	94	11.8
Garrison, D.	2	11	0	0	0	0	11	5.5	27	979	244	0	0	0	1223	45.3
Wellman, Elijah	2	2	8	0	0	0	10	5.0	2	2	8	0	0	0	10	5.0
Worley, Daryl	2	0	0	0	0	4	4	2.0	13	0	0	0	0	41	41	3.2
Trickett, Clint	2	3	0	0	0	0	3	1.5	10	-26	0	0	0	0	-26	-2.6
TEAM	2	-19	0	0	0	0	-19	-9.5								
Total	2	279	720	18	194	4	1215	607.5								
Opponents	2	330	330	-1	252	0	911	455.5								

Field Goals	att	good	long	blkd	att	good	long	blkd
Lambert, Josh	6	4	42	0	29	21	50	2
Total	6	4	42	0				
Opponents	4	4	47	0				

The Automated ScoreBook
West Virginia Team Game-by-Game (as of Sep 07, 2014)
All games

TEAM STATISTICS

Date	Opponent	Rushing				Receiving				Passing				Kick Returns				Punt Returns				tot off
		no.	yds	td	lg	no.	yds	td	lg	cmp-att-int	yds	td	lg	no.	yds	td	lg	no.	yds	td	lg	
Aug 30	vs Alabama	24	28	0	14	29	365	1	32	29-45-0	365	1	32	4	152	1	100	1	-1	0	0	393
Sep 06	TOWSON	52	251	5	26	38	355	2	25	38-44-0	355	2	25	2	42	0	29	3	19	0	30	606
West Virginia		76	279	5	26	67	720	3	32	67-89-0	720	3	32	6	194	1	100	4	18	0	30	999
		78	330	3	26	32	330	0	38	32-57-1	330	0	38	11	252	0	38	1	-1	0	0	660

Games played: 2
 Avg per rush: 3.7
 Avg per catch: 10.7
 Pass efficiency: 154.36
 Kick ret avg: 32.3
 Punt ret avg: 4.5
 All purpose avg/game: 607.5
 Total offense avg/gm: 499.5

Date	Opponent	Tackles				Sacks no-yds	Fumble		Pass Defense			blkd kick	PAT Attempts			off			
		ua	a	total	tfl-yds		ff	fr-yds	int-yds	qbh	brup		kick	rush	rcv	saf	t/o	pts	
Aug 30	vs Alabama	42	62	104	3.0-9	0.0-0	0	0-0	1-4	0	0	0	2-2	0	0	0	0	0	23
Sep 06	TOWSON	35	16	51	7.0-31	4.0-25	0	0-0	0-0	4	1	0	7-7	0	0	1	0	54	
West Virginia		77	78	155	10.0-40	4.0-25	0	0-0	1-4	4	1	0	9-9	0	0	1	0	77	
		105	70	175	12.0-45	5.0-32	1	1-0	0-0	0	4	0	3-3	0	0	0	0	33	

Date	Opponent	Punting							Field Goals			Kickoffs						
		no.	yds	avg	long	blkd	tb	fc	50+	i20	md-att	long	blkd	no.	yds	avg	tb	ob
Aug 30	vs Alabama	4	175	43.8	58	0	0	2	2	4	3-4	42	0	6	388	64.7	2	0
Sep 06	TOWSON	1	42	42.0	42	0	0	1	0	1	1-2	19	0	9	547	60.8	2	0
West Virginia		5	217	43.4	58	0	0	3	2	5	4-6	42	0	15	935	62.3	4	0
		10	400	40.0	62	0	0	2	2	2	4-4	47	0	9	560	62.2	3	0

The Automated ScoreBook
West Virginia Opponent Game-by-Game (as of Sep 07, 2014)
All games

OPPONENT STATISTICS

Date	Opponent	Rushing				Receiving				Passing				Kick Returns				Punt Returns				tot off
		no.	yds	td	lg	no.	yds	td	lg	cmp-att-int	yds	td	lg	no.	yds	td	lg	no.	yds	td	lg	
Aug 30	vs Alabama	49	288	3	26	24	250	0	38	24-33-1	250	0	38	4	99	0	26	1	-1	0	0	538
Sep 06	TOWSON	29	42	0	15	8	80	0	24	8-24-0	80	0	24	7	153	0	38	0	0	0	0	122
Opponents		78	330	3	26	32	330	0	38	32-57-1	330	0	38	11	252	0	38	1	-1	0	0	660
		76	279	5	26	67	720	3	32	67-89-0	720	3	32	6	194	1	100	4	18	0	30	999

Games played: 2
Avg per rush: 4.2
Avg per catch: 10.3
Pass efficiency: 101.26
Kick ret avg: 22.9
Punt ret avg: -1.0
All purpose avg/game: 455.5
Total offense avg/gm: 330.0

Date	Opponent	Tackles				Sacks no-yds	Fumble		Pass Defense			blkd kick	PAT Attempts			off				
		ua	a	total	tfl-yds		ff	fr-yds	int-yds	qbh	brup		kick	rush	rcv	saf	t/o	pts		
Aug 30	vs Alabama	37	32	69	6.0-30	3.0-25	0	0-0	0-0	0	3	0	3-3	0	0	0	0	0	0	33
Sep 06	TOWSON	68	38	106	6.0-15	2.0-7	1	1-0	0-0	0	1	0	0-0	0	0	0	0	0	0	0
Opponents		105	70	175	12.0-45	5.0-32	1	1-0	0-0	0	4	0	3-3	0	0	0	0	0	0	33
		77	78	155	10.0-40	4.0-25	0	0-0	1-4	4	1	0	9-9	0	0	1	0	0	77	

Date	Opponent	Punting							Field Goals			Kickoffs						
		no.	yds	avg	long	blkd	tb	fc	50+	i20	md-att	long	blkd	no.	yds	avg	tb	ob
Aug 30	vs Alabama	2	101	50.5	62	0	0	1	1	1	4-4	47	0	7	453	64.7	3	0
Sep 06	TOWSON	8	299	37.4	52	0	0	1	1	1	0-0	0	0	2	107	53.5	0	0
Opponents		10	400	40.0	62	0	0	2	2	2	4-4	47	0	9	560	62.2	3	0
		5	217	43.4	58	0	0	3	2	5	4-6	42	0	15	935	62.3	4	0

The Automated ScoreBook
West Virginia Red-Zone Results (as of Sep 07, 2014)
All games

West Virginia Inside Opponent Red-Zone

Date	Opponent	Score	Times In RZ	Times Scored	Total Pts	Rush TDs	Pass TDs	FGs Made	Failed to score inside RZ						
									FGA	Down	Int	Fumb	Half	Game	
Aug 30, 2014	vs Alabama	L 23-33	3	3	13	1	0	1	2	0	0	0	0	0	0
Sep 06, 2014	TOWSON	W 54-0	11	8	52	7	5	2	1	1	1	0	1	0	0
Totals			14	11	65	8	5	3	3	1	1	0	1	0	0
			11 of 14 (78.6%)												

Opponents Inside West Virginia Red-Zone

Date	Opponent	Score	Times In RZ	Times Scored	Total Pts	Rush TDs	Pass TDs	FGs Made	Failed to score inside RZ						
									FGA	Down	Int	Fumb	Half	Game	
Aug 30, 2014	vs Alabama	L 23-33	4	4	24	3	3	0	1	0	0	0	0	0	0
Sep 06, 2014	TOWSON	W 54-0	0	0	0	0	0	0	0	0	0	0	0	0	0
Totals			4	4	24	3	3	0	1	0	0	0	0	0	0
			4 of 4 (100.0%)												

The Automated ScoreBook
West Virginia By-Quarter Statistics (as of Sep 07, 2014)
All games

3rd-Down Conversions

Date	Opponent	Score	Overall	1st Qtr	2nd Qtr	3rd Qtr	4th Qtr	Overtime
Aug 30, 2014	vs Alabama	L 23-33	5-14 35.7	1-3 33.3	3-4 75.0	1-3 33.3	0-4 0.0	
Sep 06, 2014	TOWSON	W 54-0	12-17 70.6	4-5 80.0	4-5 80.0	3-4 75.0	1-3 33.3	
	West Virginia		17-31 54.8	5-8 62.5	7-9 77.8	4-7 57.1	1-7 14.3	0-0 0.0
	Opponents		13-30 43.3	4-7 57.1	4-9 44.4	2-6 33.3	3-8 37.5	0-0 0.0

4th-Down Conversions

Date	Opponent	Score	Overall	1st Qtr	2nd Qtr	3rd Qtr	4th Qtr	Overtime
Aug 30, 2014	vs Alabama	L 23-33	0-1 0.0	0-0 0.0	0-0 0.0	0-0 0.0	0-1 0.0	
Sep 06, 2014	TOWSON	W 54-0	1-2 50.0	0-0 0.0	0-0 0.0	0-1 0.0	1-1 100.0	
	West Virginia		1-3 33.3	0-0 0.0	0-0 0.0	0-1 0.0	1-2 50.0	0-0 0.0
	Opponents		0-4 0.0	0-1 0.0	0-1 0.0	0-1 0.0	0-1 0.0	0-0 0.0

Time of Possession

Date	Opponent	Score	Overall	1st Qtr	2nd Qtr	3rd Qtr	4th Qtr	Overtime
Aug 30, 2014	vs Alabama	L 23-33	22:13	6:12	4:38	6:31	4:52	
Sep 06, 2014	TOWSON	W 54-0	35:31	8:05	9:19	9:04	9:03	
	West Virginia	Total	57:44	14:17	13:57	15:35	13:55	0:00
		Avg.	28:52	7:08	6:58	7:47	6:57	0:00
	Opponents	Total	62:16	15:43	16:03	14:25	16:05	0:00
		Avg.	31:08	7:51	8:01	7:12	8:02	0:00

The Automated ScoreBook
West Virginia Games Played (as of Sep 07, 2014)
All games

##	PLAYER	GP-GS	UA	TOWSON
5	Alford, Mario	2/2	START	START
96	Arndt, Darren	1/-	...	XXX
30	Arndt, Justin	2/-	XXX	XXX
26	Bell, Travis	2/-	XXX	XXX
17	Benton	2/-	XXX	XXX
95	Brown, C.	2/-	XXX	XXX
31	Bruce, Isaiah	2/-	XXX	XXX
13	Buie, Andrew	2/-	XXX	XXX
63	Calicchio, Mike	2/-	XXX	XXX
16	Chestnut, T.	2/2	START	START
3D	Christian, C.	2/-	XXX	XXX
88	Clay, Cody	2/1	XXX	START
1A	Crest, William	1/-	...	XXX
81	Davis, Vernon	2/-	XXX	XXX
87	DePalma, John	2/-	XXX	XXX
9D	Dillon, KJ	2/2	START	START
29	Garrison, D.	2/-	XXX	XXX
1	Gibson, Shelton	2/-	XXX	XXX
64	Glowinski, Mark	2/2	START	START
2D	Golson, Brandon	2/2	START	START
39	Greaves, Malik	1/-	...	XXX
52	Grose, Tanner	1/-	...	XXX
22	Harper, Jarrod	2/-	XXX	XXX
89	Haughton-James,	2/-	XXX	XXX
6D	Henry, Dravon	2/2	START	START
42	Hope, Garrett	2/-	XXX	XXX
99	Hyman, Dontrill	2/2	START	START
70	Jackson, B	1/-	...	XXX
8	Joseph, Karl	2/2	START	START
45	Kinsey, Eric	2/-	XXX	XXX
35	Kwiatkoski, N.	2/2	START	START
86	Lambert, Josh	2/-	XXX	XXX
77	Lazard, Marcell	1/-	...	XXX
92	Lewis, Jon	1/-	...	XXX
79	Lingafelter, G	1/-	...	XXX
78	Lucas, Marquis	2/2	START	START
82	Mathis, Devonte	2/-	XXX	XXX
69	Matteo, Tony	1/-	...	XXX
46	Meadows, Nick	1/-	XXX	...
21	Molina, Mike	1/-	...	XXX
48	Molinari, Mike	2/-	XXX	XXX
15	Moore, Logan	2/-	XXX	XXX
20	Muldrow, Edward	2/-	XXX	XXX
27	Myers, Jaylon	1/-	...	XXX
19	Myers, KJ	2/-	XXX	XXX
97	Nwachukwu, N.	2/2	START	START
91	O'Toole, Nick	2/-	XXX	XXX

The Automated ScoreBook
 West Virginia Games Played (as of Sep 07, 2014)
 All games

##	PLAYER	GP-GS	UA	TOWSON
65	Orlosky, Tyler	2/2	START	START
57	Pankey, Adam	2/2	START	START
36	Petteway, Shaq	2/-	XXX	XXX
53	Preston, Xavier	2/-	XXX	XXX
4D	Riddick, Shaq	2/-	XXX	XXX
93	Rose, Kyle	2/2	START	START
5D	Rumph, Ricky	2/-	XXX	XXX
7	Shell, Rushel	2/2	START	START
6	Shorts, Daikiel	2/-	XXX	XXX
4	Smallwood, W.	2/1	START	XXX
2	Smith, Dreamius	2/-	XXX	XXX
47	Snow, Jewone	2/-	XXX	XXX
67	Spain, Quinton	2/2	START	START
10	Thompson, J.	2/2	START	START
37	Tonkery, Wes	2/2	START	START
9	Trickett, Clint	2/2	START	START
24	Tyler, Jeremy	2/-	XXX	XXX
59	Underwood, S.	2/-	XXX	XXX
1B	Walters, Sean	1/-	...	XXX
28	Wellman, Elijah	2/-	XXX	XXX
11	White, Kevin	2/2	START	START
25	Wilson, Dayron	2/-	XXX	XXX
7D	Worley, Daryl	2/2	START	START